



Fall 2022

Denise Kadar, faculty

COURSES & WORKSHOPS  
FOR ADULTS, TEENS, & CHILDREN

REGISTRATION begins July 26

Register early and save!



201.767.7160 • [tasoc.org](http://tasoc.org)

561 Piermont Road, Demarest, NJ 07627



# Welcome to The Art School at Old Church

I am thrilled to introduce our Fall Catalog. Inside, you will find more than 80 courses, workshops, and events designed to engage students of all ages. Inspiring experiences of painting, drawing, sculpture, ceramics, jewelry, photography, and more invite your active participation. Click through the catalog's images and descriptions to find creative endeavors that speak to you. It is a great time of year to make something unique and beautiful.

As much as we may love pumpkin-flavored everything, fall has countless other exciting features. I am reminded of the French Impressionist Pierre-Auguste Renoir, who famously observed, "Nature is endless variation". Such diversity is especially apparent when landscapes change colors daily and no two leaves are alike. Yes, fall is a varied and dynamic season, when breezes become flurries, and the first plumes of fireplace smoke linger in the sky. If summer soothes us, fall pushes us along. For arts communities, the fall semester is a universal reboot – a signal to intensify creative work with the wind at our backs.

As the heat and humidity abate, it's also time to retire flip-flops to the gym bag and designate a comfy *studio* sweater. Chances are you have a nice one with a hole in it that is just begging to be splattered with paint or smeared with clay. Welcome to another action-packed fall semester at The Art School at Old Church!

Dr. Jerry M. James, Executive Director

*With generous support from Windgate Foundation, we are pleased to provide a limited number of tuition scholarships and work exchange opportunities.*

## STAFF

Dr. Jerry M. James, *Executive Director* .....jerry@tasoc.org  
Amy Dudash Robinson,  
*Assistant Executive Director, ADA Coordinator* .....amydrob@tasoc.org  
Heidi Bacaz, *Administrative Director* .....heidi@tasoc.org  
Nancy Reilly, *Administrative Associate* .....nancy@tasoc.org  
Bella LaRicca, *Finance Manager* .....bella@tasoc.org  
Megan Carli, *Ceramic Studio Manager* .....megan@tasoc.org  
Naho Kambayashi, *Jewelry Studio Manager* .....naho@tasoc.org  
William Richichi, *Facilities Manager* .....will@tasoc.org  
Sophia Jesson, *Marketing Coordinator* .....sophia@tasoc.org

## The Art School at Old Church,

founded in 1974, is a non-profit, non-denominational cultural center dedicated to providing community access to enriching experiences in the arts. We host art classes and workshops, free exhibitions in our galleries, cultural events, and outreach programs for special populations. Our Annual Pottery Show & Sale is an opportunity to view and purchase one-of-a-kind works of art from nationally-recognized potters.

Our well-equipped studios are bright, spacious, and primarily handicapped accessible. Our faculty of professional artists are devoted to the principle that art and craft are inseparable and help each student, from beginner to advanced, find their artistry through sensitive guidance and friendly, yet serious instruction. Our courses and workshops are designed to provide students a foundation in aesthetics as well as technique.

Supported by tuition and memberships, as well as by individual, corporate, and government contributions, The Art School at Old Church is open to all. We love the creative input of our neighbors. You inspire us to continue to spread the beauty of the arts in our community. Please join us in a creative endeavor as a student, supporting member, or volunteer.

## TASOC Board of Directors

Carrie Ortiz, *President*  
Judy Schaefer, *Vice President*  
Maureen Lostumbo, *Chair*  
Grant Hobson, *Treasurer*  
Gail Rutigliano, *Secretary*

Susan Bogen	Nicole Romano
Ruth Borgenicht	Martin Semar
Jane Chang	Karen Stern
Bruce Dehnert	James Turnbull
Anthony Iovino	Anne Connors Winner
Urvashi Joneja	Vivien Woodford
Zola Kendi	

# IMPORTANT DATES - MARK YOUR CALENDARS!

## EVENTS

July 24	Masterclass with Susan Beecher
Aug 8 – 12	BLAST of Art! for Kids – Week 1
Aug 15 – 19	BLAST of Art! for Kids – Week 2
Nov 19 & 20	Fall Workshops
Dec 2 – 4	48th Annual Pottery Show & Sale

Please check our website for upcoming Gallery Receptions and other exciting TASOC events!

## START DATES & SCHOOL CLOSINGS

July 26	Fall Registration (Online or Mail)
Aug 2	Fall Registration (Phone, Online, or Mail)
Sep 5	Closed: Labor Day
Sep 6	FALL SEMESTER BEGINS
Sep 26	Closed: Rosh Hashanah
Oct 4	Closing 3:30 PM: Yom Kippur
Oct 5	Closed: Yom Kippur
Nov 8	Winter Registration
Nov 24 – Nov 27	Closed: Thanksgiving

## MIKHAIL ZAKIN GALLERY



June 20 – Aug 2	<i>Human in Nature:</i> <i>The Art &amp; Wit of Rodney Smith</i>
-----------------	---

## CAFÉ GALLERY

June 22 – Jul 15	<i>Insights and Imagination</i> , curated by Jane Chang
September	<i>Class Collective: Students of Christine Hsiao</i>
October	<i>Art of Survival, exhibition for Domestic Violence Awareness</i>
November	<i>From our Studios: Jewelry Show &amp; Sale</i>

# Table of Contents

About the School .....	2
Workshops .....	3
Cultural Arts .....	5
Ceramics .....	6
Sculpture.....	9
Drawing .....	10
Painting (pastel/acrylic/oil) .....	11
Painting (watercolor) .....	13
Printmaking .....	15
Collage .....	15
Photography .....	15
Fiber .....	17
Basketry .....	17
Mixed Media.....	17
Jewelry/Metalsmithing.....	18
Glass.....	19
Young Artists Program .....	20
Art for Teens .....	23
Art for Special Needs Students .....	23
Art for Families .....	23
Faculty .....	24
Weekly Class Schedule .....	26
School Policies.....	28
Registration Form .....	29

-  All gallery exhibitions and most classes are wheelchair accessible
-  Assisted listening device available, call to reserve

**THE ART SCHOOL at OLD CHURCH**  
561 Piermont Road, Demarest NJ 07627  
201.767.7160 • [tasoc.org](http://tasoc.org)



# about **The Art School at Old Church**

## a nonprofit art center

### OUR HISTORY

The Art School at Old Church was established in 1974 as a non-profit, nonsectarian cultural resource center. A band of artists and friends seeking to start a community art school saw promise in a local 19th-century church building. Through their hard work and dedication, the group transformed the old church into a center for artistic learning and enrichment. Today, The Art School continues to offer educational and cultural experiences that enrich the quality of life in the local and regional community.

### MEMBERSHIP

The non-refundable membership fee is due each calendar year and is valid through December 31. This annual fee helps to sustain the school, and is required to participate in our weekly classes.

Please visit page 28 for membership fees and policies.

### CLASSES AND REGISTRATION

We offer more than 85 classes and workshops each semester for children and adults of all abilities and ages.

**Registration:** We accept registration online or by mail, and also by phone one week after registration begins.

Please visit our registration site: [tasoc.asapconnected.com](http://tasoc.asapconnected.com). Existing students already have an account, but new students will be required to make one. If you need help accessing/creating an account, or for any other questions, please call the school. To learn how to enroll for classes and membership, follow the instructions located on the registration site homepage.

Please visit page 28 for registration information and policies.

### SCHOLARSHIPS

Scholarships are available for individuals who are in need of financial assistance. Applications must be received at least 10 days before the start of the semester to be considered. Please visit our website or call for more information.

#### HOW DO I CHOOSE THE RIGHT CLASS?

To assist you in your selection, symbols for the various levels are available by each course description in the catalog.

- ◆ **Beginner** – Basic skill level with limited or no experience. Classes introduce and develop new skills and techniques.
- **Intermediate** – Student has enough knowledge of medium, technique, and processes to begin developing a personal voice or vision. Supportive guidance encourages continued growth.
- ◆ **Advanced** – Student has demonstrated a level of mastery that allows for independence and a personal vision for their art. He/she is seeking an environment with other artists that further defines and supports the direction of their work.

### YOUTH PROGRAMS

Our Young Artists Program serves students age 4 to 17. We also offer weekly classes and small group sessions for children with special needs. 15 and up may enroll in adult classes (adult membership is required).

### PROFESSIONAL DEVELOPMENT CLASSES FOR TEACHERS

We are approved by the NJ Department of Education as a Professional Development Provider. All classes may be taken for PDP credits.

### VOLUNTEER & WORK EXCHANGE OPPORTUNITIES

We need YOU! Volunteers and Work Exchange students are an integral part of the community at The Art School at Old Church, and we are always seeking additional help. No art experience is necessary, so please consider donating some of your time and energy.

Work Exchange and Volunteer applications can be found on [tasoc.org](http://tasoc.org) under “Opportunities.” Please call 201-767-7160 if you have any questions.

### THE GALLERIES

The Mikhail Zakin Gallery features more than 300 artists annually, displaying more than 500 works of art. Exhibitions include both traditional and contemporary work from established and emerging artists. The Café Gallery exhibits student and faculty work from our fine art and craft classes. The galleries are free and open to the public during school hours. Information on exhibiting is available online at [tasoc.org](http://tasoc.org). Please visit the “Submissions” page on our website under “Galleries.”

### GIFT GIVING OPPORTUNITIES

Tuition and membership alone do not cover all of our operating expenses. We need your financial support to maintain the quality and affordability of our classes and programming. Tax-deductible donations, gifts, and employer-matched contributions are always welcome and can be included with your registration.

### JOIN OUR E-MAIL LIST/FOLLOW US ON SOCIAL MEDIA

If you would like information on the many exciting classes and events happening at The Art School, please join our e-mail list at [tasoc.org](http://tasoc.org). Click “Subscribe to our e-mails” on our home page and fill out the pop-up form, making sure to check off your areas of interest. Follow us on Facebook, Twitter, and Instagram: @theartschoolnj.

*We look forward to meeting you and making your experience a great one!*

## NEW! EXPLORING DYNAMIC SLAB FORMS

Andrew Cornell Robinson

22F WKS395: Saturday, Nov 19,  
10:00 AM to 4:00 PM

1 session \$160

Material fee – Firing fee: see chart on page 6

No senior discount or membership fee

◆ Intermediate and advanced

This handbuilding workshop will explore clay construction techniques such as pinching, coiling, darting, and slab construction. Slab construction techniques will include freeform and tar-paper template fabrication. Also covered will be drape molds and surface design techniques with slips and underglazes, as well as methods for creating textures and attachments such as resist-embossment, incising, carving, sprigging, and stamping textures into the clay body. Each workshop participant will create one stoneware form, which will later be bisque fired, and a follow up appointment to glaze may be made for a final glaze firing.



Andrew Cornell Robinson, workshop faculty

## BASIC DRAWING MASHUP

Margery Theroux

22F WKS572: Saturday, Nov 19, 10:00 AM to 4:00 PM

1 session \$140


Material list: [tasoc.org](http://tasoc.org)

No senior discount or membership fee

◆ Beginner and Intermediate

This workshop will give you the fundamental skills you need to start your exploration in drawing. We will cover form, line, shading techniques, and perspective. Using these basics we will delve into observational drawing, composition, and

control of tools. You will leave the workshop understanding why drawing is the basis of all other fine art forms, and how you can use drawing to improve your individual artistic goals.



## NEW! WHITTLE ME THIS! INTRO TO SPOON CARVING

Kyle Stormes

22F WKS411: Saturday, Nov 19, 10:00 AM to 4:00 PM

1 session \$140

Material fee \$10 Material list: [tasoc.org](http://tasoc.org)

No senior discount or membership fee

◆ Beginner

In this workshop, you will learn the basics of spoon carving by using basswood blanks to gain proper knife techniques. We will cover how to source wood for carving, hew down wood stock, rough out a spoon form, and hone the shape. The day will conclude with sanding our pieces down, creating a smooth finish and sealing the spoon. Proper tool use and care will also be discussed.



Kyle Stormes, workshop faculty



Hank Gans, faculty

## PHOTOGRAPHING THE NUDE PART I: THE FEMALE FORM

Hank Gans

22F WKS918: Saturday Nov 19, 10:00 AM to 4:00 PM

1 session \$160

Material list: [tasoc.org](http://tasoc.org) Model 1 session

No senior discount or membership fee

◆ Intermediate and advanced

We will study and photograph the female form, while exploring several lighting schemes and poses of iconic nude photographs from the past. In doing so, we will create some moments that will be uniquely ours. This is a studio class working exclusively with digital cameras.



# Workshops

ADULT WORKSHOPS • FALL 2022

## NEW!

### VINYL STENCILS & MORE! CREATING WITH THE CRICUT

Karen Snyder-Kadish

22F WKS396:

Sunday, Nov 20, 10:00 AM to 4:00 PM

1 session \$140

Material fee \$15 Material list: [tasoc.org](http://tasoc.org)

No senior discount or membership fee

◆ ■ ◆ All levels

This workshop is designed to introduce students to the endless possibilities that a Cricut cutting machine can offer. Together, we will explore designing, producing, and applying vinyl stencils to your leather hard clay to enhance surface decoration. Students will need to bring three to four pieces of leather hard clay to work on and all other materials will be provided. Please note: You will need to park offsite for this workshop; the parking lot is reserved on Sundays by the Demarest Baptist Church for services.



### HANDMADE FLOWERS WITH POLYMER CLAY

Pooja Dhawan

22F WKS410: Sunday, Nov 20, 10:00 AM to 4:00 PM

1 session \$140

Material fee \$20 Material list: [tasoc.org](http://tasoc.org)

No senior discount or membership fee

◆ ■ ◆ All levels

Create handcrafted realistic flowers using air-dry polymer clay. During the workshop students will learn how to cut and texture petals and leaves and make an arrangement to take home. Please note: You will need to park offsite for this workshop; the parking lot is reserved on Sundays by the Demarest Baptist Church for services.



Suzanne DeStefano,  
student

Sandra Kehoe, faculty

## NEW! WILLOW BARK BASKET

Sandra Kehoe

22F WKS671: Sunday, Nov 20, 10:00 AM to 4:00 PM

1 session \$140

Material fee \$30

No senior discount or membership fee

◆ ■ ◆ All levels

Come learn traditional basketry techniques while working with locally gathered, soft natural materials. In this workshop we will work with willow bark, iris leaves, bulrush and other assorted natural materials suited for

weaving. We will also discuss harvesting, drying, storing, and preparing natural local materials for basket making. Bring an apron or clothing that can get wet. Please note: You will need to park offsite for this workshop; the parking lot is reserved on Sundays by the Demarest Baptist Church for services.





## EXPLORE METAL CLAY

Kelly Green-Grady

22F WKS842:

Sunday, Nov 20, 10:00 AM to 4:00 PM

1 session \$140

\$50 Material fee payable to instructor.

No senior discount or membership fee

🌀 Beginner

Join us as we take a trip into the world of silver metal clay (PMC3). Metal clay is an exciting medium that begins as a suspension of tiny particles of silver in an organic clay binder. It can be shaped and layered or textured by hand or with molds and is as malleable as ordinary modeling clay. After drying and sanding, the clay is fired with a torch or kiln. When fired, the binder burns off, leaving pure sintered metal (fine silver). It can then be polished, or patinas added. This introduction will give you the foundation for achieving great results when working with silver clay, including a basic understanding of rolling, texturing, shaping, and finishing metal clay. At the end of the day, students will go home wearing their custom creations. Please note: You will need to park offsite for this workshop; the parking lot is reserved on Sundays by the Demarest Baptist Church for services.



# Workshops/Cultural Arts

## YOGA

Shuli Pilo

22F CUL133A: Thursdays, Sep 8-Nov 10, 9:15 AM to 10:30 AM

22F CUL133B: Thursdays, Sep 8-Nov 10, 5:30 PM to 6:45 PM

10 sessions \$160 (\$165 after Aug 27)

Material list: [tasoc.org](http://tasoc.org) No senior discount or membership fee.

🌀 ■ ◆ All levels

Students in this gentle yoga class practice a blend of asanas (postures) and pranayama (breath work) to gain balance, flexibility, and strength. Take this opportunity to energize your body while becoming more relaxed in the process! Each session offers personal attention, as well as modifications to poses based on individual student needs. Please bring your own yoga mat.

## POLYMER CLAY FLOWERS

Pooja Dhawan

22F MSC134: Mondays, Sep 12-Nov 14, 9:15 AM to 12:15 PM

*No class on Sep 26*

9 sessions \$324 (\$329 after Aug 27)

Material fee \$30 Material list: [tasoc.org](http://tasoc.org)

🌀 ■ ◆ All levels

Create lasting beautiful flowers using air-dry polymer clay. You will learn how to texture petals and leaves to make a realistic bouquet of mixed flowers and foliage, such as roses, cherry blossoms, peonies, daisies, eucalyptus, hydrangeas, sweet peas and more.

## MENTOR PROGRAM

22F MEN131: Total 3 hours – to be arranged with faculty

\$200 No senior discount or membership fee

🌀 ■ ◆ All levels

Work one-on-one with a mentor from our faculty towards a personal goal or specific accomplishment. Includes: periodic meetings to review and critique work, evaluations of progress, and recommendations for future study.





## CERAMIC STUDIO TIME

Monitor

No senior discount

◆ All levels

Ceramics students! This is a wonderful opportunity to continue your work in the studio outside of class, during the hours listed below. You must be enrolled in a ceramics (CER) class to be eligible. The price is \$10 per session (this is a flat fee with no incremental pricing). Please sign in and pay in the studio before starting your work, and make sure to observe the posted studio rules and regulations. Discounted bulk studio time cards are available for purchase at the Front Desk.

Wednesdays\* Sep 7-Nov 16, 9:15 AM to 12:15 PM  
Fridays\* Sep 9-Nov 11, 7:00 PM to 10:00 PM  
Saturdays\* Sep 10-Nov 12, 12:30 PM to 3:30 PM

*No studio time on Wednesday, Oct 5*

\*provided a monitor can be found

## CLAY AND FIRING FEES

(applies to all Adult Classes and Workshops)

Clay and clay tools are available for purchase at the Front Desk.

A **Ceramic Studio Handbook** is available on our website under "Important Info & Policies." Please review this before the start of each semester – especially if you are a new student.

### CERAMICS CLAY PRICES:

A 25 lb bag of Stoneware clay (306, 182, 182G) is included in your class pricing. If you work in 257 Porcelain, you will need to pay an additional \$10 fee to the front desk for your first bag of clay. Any additional bags of clay will need to be purchased at full price.

Brown Stoneware (306): \$18 per bag (25 lbs)

White Stoneware (182): \$18 per bag (25 lbs)

Porcelain: \$26 per bag (25 lbs)

Cone 10 Slip: \$20 per gallon

Recycled clay, when available, is free to use.

### CERAMICS FIRING FEES:

Ceramics classes: \$5.00/lb for Art School clay (please note: no other clay will be fired). Firing charge covers both the bisque and the glaze firings.

**Discounted bulk CER firing cards are available at the Front Desk** (\$99.00/22 lbs – a savings of 50 cents per lb!).

### CLAY TOOLS:

\$19 per basic tool kit; other single tools available for purchase.

### SCULPTURE PRICES/FEES:

Brown Sculpture Clay (200): \$18 per bag (25 lbs)

Firing fee: \$2.50/lb, brown clay, bisque only.



## WHERE IT ALL BEGINS

Eileen Sackman

22F CER356: Sundays, Sep 11-Nov 13, 10:00 AM to 1:00 PM  
10 sessions \$395 (\$400 after Aug 27)

Material fee – Firing fee: see chart on page 6

🌀 Beginner

Come join us for this fun beginner class, and make your new favorite mug, bowl, or vase, while learning how to create basic ceramic forms on the pottery wheel. We will discuss form, function, glazing and design while practicing the skills learned during class. Please note: You will need to park offsite for this class; the parking lot is reserved on Sundays by the Demarest Baptist Church for services.

## ADVANCED EXPLORATION ON THE POTTER'S WHEEL

Eileen Sackman

22F CER355: Sundays, Sep 11-Nov 13, 1:30 PM to 4:30 PM  
10 sessions \$395 (\$400 after Aug 27)

Material fee – Firing fee: see chart on page 6

■◆ Intermediate and advanced

In this advanced level ceramic class, you will continue to develop your skills and aesthetics in clay while working on the potter's wheel. You will gain a closer connection to the material while learning to work with more advanced techniques, such as narrow neck bottles and throwing in parts to double-walled pots and more. We will discuss style, form, function, and surface treatment throughout the session. Please note: You will need to park offsite for this workshop; the parking lot is reserved on Sundays by the Demarest Baptist Church for services.

## NEW! THE TEAPOT: HANDBUILDING A COMPLEX FORM

Denise Kadar

22F CER362A: Mondays, Sep 12-Nov 14, 9:15 AM to 12:15 PM  
*No class on Sep 26*

9 sessions \$357 (\$362 after Aug 27)

22F CER362B: Fridays, Sep 9-Nov 11, 9:15 AM to 12:15 PM  
10 sessions \$395 (\$400 after Aug 27)

Material fee – Firing fee: see chart on page 6

■◆ Intermediate and advanced

The teapot is considered a great challenge for the studio potter as it consists of many parts – the body, spout, handle, lid, and foot – that must all work together to function. Although functionality is our goal, you will find the teapot form to be highly sculptural and can inspire many different interpretations, from an animal shape to something completely abstract. There will be time to make matching teacups to complete your tea set and “high tea” will be served at the conclusion of this class to try out our creations.

## GETTING MUDDY

Karen Snyder-Kadish

22F CER305: Mondays, Sep 12-Nov 14, 12:30 PM to 3:30 PM  
*No class on Sep 26*

9 sessions \$357 (\$362 after Aug 27)

Material fee – Firing fee: see chart on page 6

🌀 ■◆ All levels

Wheel, pinch, coil and slab! Students in this class will be introduced to wheel-throwing and handbuilding techniques and taught to utilize them to explore the creation of various vessel forms. Be creative, get stress relief, and learn something new! Beginners or those who feel they need a refresher course are welcome.

## HAVING IT ALL

Eric Lawrence

22F CER234: Mondays, Sep 12-Nov 14, 7:00 PM to 10:00 PM  
*No class on Sep 26*

9 sessions \$357 (\$362 after Aug 27)

Material fee – Firing fee: see chart on page 6

🌀 ■◆ All levels

The wheel, slab roller, extruder, and our hands are just some of the tools available in the studio to help us make things. But all too often and all too quickly, we tend to gravitate towards one method and forget about the rest. Taking a look at all of our resources is a great way to begin making pots or sculpture, and it's a wonderful way for experienced clay hands to find new inspiration. Come open to experimentation and bring a sense of humor.



# Ceramics

ADULT COURSES • FALL 2022

## IT'S ALL IN THE DETAILS

Karen Snyder-Kadish

22F CER325: Tuesdays, Sep 6-Nov 8, 9:15 AM to 12:15 PM  
10 sessions \$395 (\$400 after Aug 27)

Material fee – Firing fee: see chart on page 6

◆ All levels

There's no question that form and function are of utmost importance in ceramics, but let's not forget how much fun it is to make our pots look great! Whether you're a handbuilder or a wheel-thrower, the focus of this class will be on the finished piece. We will begin by making a variety of tools to imprint our own designs on our pieces, including stamps, sprigs, and rollers. Then we'll explore a variety of surface decoration techniques: sgraffito, Mishima, slip decoration, water etching, and underglaze stencils, to name a few. Let's take the stress out of glazing and make our own glaze tests, so we can see how different glaze combinations will look on our piece. Weather permitting, we will also play around with spraying glazes. Students should have basic knowledge of working with clay. Please bring a notebook to class.

## NEW! ALTERNATIVE FIRING TECHNIQUES

Eileen Sackman

22F CER363: Tuesdays, Sep 6-Nov 15, 7:00 PM to 10:00 PM  
*No class on Oct 4*

10 sessions \$395 (\$400 after Aug 27)

Material fee – Firing fee: see chart on page 6

◆ Intermediate and advanced

Come ready to experiment! Students enrolled in this class will be making works using handbuilding or wheel throwing techniques. These will be used to explore various firing techniques such as barrel firing, raku, saggar, and more. Learn the history of alternative firings and explore how you can develop your understanding of various kilns and the alternative ways to treat surfaces. After the first class various materials for inclusion in different firings will be determined in class.



Megan Carli, faculty

## ADVENTURES IN MOLD MAKING AND SLIP CASTING

Megan Carli

22F CER317: Wednesdays, Sep 7-Nov 16, 12:30 PM to 3:30 PM  
*No class on Oct 5*

10 sessions \$380 (\$385 after Aug 27)

Material fee \$40 Material fee – Firing fee: see chart on page 6.

First bag of clay not included.

◆ Beginner

Plaster is a versatile material that can be used to create molds for use in a variety of ceramic applications. This class is designed to expand your skill set through demonstrations that include: creating one- and two-piece molds for slip casting; slip casting techniques; making molds for hand building including hump/slump, sprig, and pattern molds; and coloring clay slip to use in surface decoration. Some clay experience is beneficial.



## COLORFUL CLAY

Megan Carli

22F CER335: Wednesdays, Sep 7-Nov 16, 7:00 PM to 10:00 PM  
10 sessions \$395 (\$400 after Aug 27)

Material fee \$25 Material fee – Firing fee: see chart on page 6

◆ Intermediate and advanced

In this class, students will explore how to create functional pottery using agateware, slip inlays, textured surfaces, and slip casting with multiple colors. Naturally darker clays will be used, as well as mason stains, to create bright colored clay bodies. Students must be proficient in throwing and understand the nature of clay. Additional material fee covers the cost of mason stains and casting materials/tools.



# Ceramics/Sculpture

## WHEEL THROWING WITH ALTERATIONS AND STAMPING

Joy Lynn Yucht

22F CER360: Thursdays, Sep 8-Nov 10, 9:15 AM to 12:15 PM

10 sessions \$395 (\$400 after Aug 27)

Material fee – Firing fee: see chart on page 6

🌀 ■ ◆ All levels

In this class, students will refine their wheel-throwing skills while exploring surface decoration using alterations and stamp/sprig mold designs. Students will create personal and unique stamps and sprig molds to use on their pieces. This class can suit all potters from beginners to advanced, by expanding their aesthetic and technique.

## GETTING BEHIND THE (POTTER'S) WHEEL

Alisen Herman

22F CER349: Thursdays, Sep 8-Nov 10, 12:30 PM to 3:30 PM

10 sessions \$395 (\$400 after Aug 27)

Material fee – Firing fee: see chart on page 6

🌀 Beginner

Have you always wanted to learn to throw on the potter's wheel? Learn the fundamentals and make cylinders, cups, bowls and more in this beginner class. You will be guided through the process of preparing clay, throwing, shaping, and trimming your pieces. Students will also discover their creative voice through basic surface decoration and glazing. This class is best for beginners and those who need a refresher class.

## CREATIVE BLOCK

Monitor

22F CER353: Thursdays, Sep 8-Nov 10, 6:00 PM to 10:00 PM

10 sessions \$275 (\$280 after Aug 27)

Material fee – Firing fee: see chart on page 6

First bag of clay not included

■ ◆ Intermediate and advanced

Join other advanced ceramic students in a creative and supportive environment in this private ceramic studio time. By registering, students are guaranteed time to work on their projects as well as their own single shelf space. This class has no instruction and is for advanced level students only. Please note: only students who have taken a ceramics class with us in the past are eligible for this advanced studio time.



## NEW!

### DR. FRANKENSTEIN'S LAB

Megan Carli

22F CER364: Fridays,

Sep 9-Nov 11, 12:30 PM to 3:30 PM

10 sessions \$380 (\$385 after Aug 27)

Material fee \$25

Material fee – Firing fee:

see chart on page 6

First bag of clay not included

■ ◆ Intermediate and advanced

This class will focus on how to use slip cast forms to create fun and wildly entertaining sculpture. During the semester we will be experimenting with pre-made slip cast molds as well as new molds that will be produced during the class. Students will gain a well-rounded understanding how to use casting slip in all its forms and how to reassemble a casting to create a unique piece of art.



## FIGURE SCULPTURE

Irina Lakshin

22F SCU115: Thursdays, Sep 8-Nov 10, 12:30 PM to 3:30 PM

10 sessions \$455 (\$460 after Aug 27)

Material fee – Firing fee: see chart on page 6 Material list: [tasoc.org](http://tasoc.org)

Model each session

🌀 ■ ◆ All levels

This course provides a progressive approach to clay modelling from the life model. Students will learn how to sculpt a figure from observation. They will learn how to develop the abstract composition of the body: to understand and control contour in three dimensions, to resolve organic volume, to achieve dynamism through form. To make a finished piece, students will learn how to hollow the clay sculpture for firing in the kiln.

## PORTRAIT IN CLAY

Irina Lakshin

22F SCU116: Thursdays, Sep 8-Nov 10, 7:00 PM to 10:00 PM

10 sessions \$455 (\$460 after Aug 27)

Material fee – Firing fee: see chart on page 6 Material list: [tasoc.org](http://tasoc.org)

Models each session

🌀 ■ ◆ All levels

In this class, students will sculpt a life-sized portrait from observation. There will be a model to work with, or students can use a photo reference if they prefer. We will sculpt on armature the old-fashioned way, learning the structure of the skull, human anatomy, and how to achieve likeness. How to make all facial features and hair will be explained and demonstrated. Portrait busts will be accurately removed from the armature, hollowed, and fired in the kiln. Students will have the finished piece by the end of this course. Experience in sculpting with clay is not necessary.

Brian Bailey, faculty



## OPEN STUDIO: LIFE DRAWING

Monitor

22F DRA026: Saturdays, Sep 10-Nov 12, 9:15 AM to 12:15 PM

10 sessions \$185/member (\$190 after Aug 27)

Per session: \$20/member \$25/non-member

Model each session No senior discount

◆ ■ ◆ All levels

Come join a community of artists and students in a creative and supportive environment, and hone your skills at drawing from life. Live model each session from short 1-minute gestural poses working up to longer 20-minute sittings. Expand your life-drawing vocabulary in the company of other artists, each bringing their own focus and experience to the studio. A wonderful way to get in that extra practice.

## ONLINE! DRAWING FOR THE ABSOLUTE BEGINNER

Maud Guilfoyle

22F VDRA109: Mondays, Sep 12-Nov 14, 12:30 PM to 2:30 PM

No class on Sep 26

9 sessions \$240 (\$245 after Aug 27)

Material fee \$10 Material list: [tasoc.org](https://tasoc.org)

◆ Beginner

Everyone can draw – all that is needed is desire and time to practice. Each class will begin with a demo, continue with individual guidance and end with discussion. We will start with marks and patterns made with pencil, and gradually add other media: colored pencils, pen and ink, and markers. Each class will have a still life set up to draw – basic shapes, spheres, boxes and shapes from nature – but as the course progresses the still lifes will become more complex. The last two weeks will be drawn from the student's own set up.

## CLASSICAL METHODS IN DRAWING

Dana DiMuro

22F DRA110: Tuesdays, Sep 6-Nov 8, 9:15 AM to 12:15 PM

10 sessions \$360 (\$365 after Aug 27)

Material fee \$10 Material list: [tasoc.org](https://tasoc.org)

◆ Beginner

The ability to draw accurately from life is a basic artistic requirement. Students will be taught to not only copy their subjects but instead, learn to translate nature in a way that is both accurate and artistically beautiful. Develop your powers of draftsmanship, study works of the Old Masters, and gain a deep, practical understanding of the materials and methods of drawing. Concepts will be reinforced while you learn “how to see” from direct observation. Students will become familiar with formal elements like lines, negative/positive space, composition, and value.

Demonstrations will introduce you to various techniques,

such as crosshatching and shading to help you express the form more completely. You will grow your skills and perceptions beyond what you already know about drawing.

## FIGURE DRAWING: SHORT & LONG POSE

Brian Bailey

22F DRA103: Tuesdays, Sep 6-Nov 15, 6:00 PM to 9:00 PM


No class on Oct 4

10 sessions \$440 (\$445 after Aug 27)

Material list: [tasoc.org](https://tasoc.org) Model each session

◆ ■ ◆ All levels

This class will include demonstrations and guided instruction in building a structural figure study. Shorter poses will be followed by a long pose to allow students to focus on and achieve tonal solidity in a variety of dry media. Some drawing experience is recommended. While every effort is made to secure both female and male models, we cannot guarantee an even ratio. Currently there is a low supply of female models.





# Drawing/Painting(pastel/acrylic/oil)



## DRAWING: BEYOND BASICS

Margery Theroux

22F DRA099: Wednesdays, Sep 7-Nov 16, 12:30 PM to 3:30 PM

*No class on Oct 5*

10 sessions \$384 (\$389 after Aug 27)

Material list: [tasoc.org](http://tasoc.org) Model 3 sessions

■ Intermediate

Students must have a foundation in basic drawing in this class. Attention will continue to focus on perfecting technique, understanding dynamic composition, and approaching a variety of textures. Drawings of the past and present will also be explored. Demonstrations will be given weekly. The last three class will focus on figure drawing.

## EXPERIMENTAL DRAWING

Margery Theroux

22F DRA105: Wednesdays,

Sep 7-Nov 16, 7:00 PM to 10:00 PM

*No class on Oct 5*

10 sessions \$384 (\$389 after Aug 27)

Material fee \$5 Material list: [tasoc.org](http://tasoc.org)

Model 3 sessions

◆ Advanced

Use your skills to plan and develop concepts. This gives the student opportunities to explore experimental composition and subject matter. Put techniques you have developed in previous classes to work. We will explore artists of the past and present. The last three classes are with the figure.

## INTRODUCTION TO SOFT PASTEL

Brian Bailey

22F PAI155: Mondays, Sep 12-Nov 14, 9:15 AM to 12:15 PM

*No class on Sep 26*

9 sessions \$346 (\$351 after Aug 27)

Material fee \$12 Material list: [tasoc.org](http://tasoc.org) Model 3 sessions

◆ All levels

Learn the beauty of the vibrant medium of pastel! This class will include demonstrations and individual instruction in the fundamentals of working with pastels. Using pastel as both a fundamental drawing and painting medium as well as an expression of gestural color to traditional drawing methods. Discussion on techniques such as underpainting and blending will help build towards creating balanced color and tonal studies from observational subject matter of still life and the figure. All levels are welcome.

## DRIVEN TO ABSTRACTION!

Judy Schaefer

22F PAI141: Mondays, Sep 12-Nov 14, 12:30 PM to 3:30 PM

*No class on Sep 26*

9 sessions \$324 (\$329 after Aug 27)

Material list: [tasoc.org](http://tasoc.org)

◆ Intermediate and advanced

This course is about having a good idea, whether referential or non-objective, and using one's medium to confirm it. We begin class with a group discussion of each student's current work. Because this is reflective of their very different journeys, we are able to explore and compare their diverse approaches to the structuring of pictorial space and to the expressive use of form, color, line, rhythm, and surface. Whether your goal is to find your focus or to gain more control of process, join us! Advanced painters new to abstraction are welcome. Oil, acrylic, or pastel.



## ANYONE CAN PAINT

Amanda Wilson

22F PAI133: Mondays, Sep 12-Nov 14, 7:00 PM to 10:00 PM

*No class on Sep 26*

9 sessions \$360 (\$365 after Aug 27)

Material list: [tasoc.org](http://tasoc.org)

🌀 ■ Beginner and Intermediate

Find and enable your inner artist. Learn to see like an artist and gain the painting skills you've always wanted. Topics covered include line, shape, color, and composition. We will be working from still life and reference images. Enjoy the process of painting and learn to quiet the critic within. With practice, anyone can learn to paint! Continuing students are welcome. Acrylic only.

## CREATING A PERSONAL APPROACH

Tom Pollock

22F PAI066: Tuesdays, Sep 6-Nov 8, 9:15 AM to 12:15 PM

10 sessions \$376 (\$381 after Aug 27)

Material list: [tasoc.org](http://tasoc.org) Model 2 sessions

■ ◆ Intermediate and advanced

Students in this class have the opportunity to communicate and express ideas through the visual language of painting. We explore the basic skills of composition and color relationships using acrylic or oil while honing your painting technique. Students develop their own personal style.

## TECHNIQUES IN CLASSICAL PAINTING

Dana DiMuro

22F PAI163: Tuesdays, Sep 6-Nov 8, 12:30 PM to 3:30 PM

10 sessions \$360 (\$365 after Aug 27)

Material fee \$10 Material list: [tasoc.org](http://tasoc.org)

🌀 Beginner

This class aims to train the artist to acquire an understanding of the works and methods of the Old Masters while gaining their own creative self-confidence in this contemporary world. Students will receive individual attention with a demonstrative and hands-on approach to the fundamentals of painting. Students will learn how to approach the process of painting – the use of light in the composition and the effects of light and shadow on nature as we work from various still life set ups. We will draw our still life first, then transfer those to our canvases. Designed for beginner painters, or those who have been away from making art for a while. This class is also open to intermediate painters who want to take a step back and discover what they may have missed from the start. Oils or acrylics, but oils preferred.



Ann Winner, student

## ONLINE! ABSTRACTION: HISTORY, POSSIBILITY AND CRITICAL THINKING

Judy Schaefer

VP AI162: Wednesdays, Sep 7-Nov 16, 12:30 PM to 2:30 PM

*No class on Oct 5*


10 sessions \$240 (\$245 after Aug 27)

Material list: [tasoc.org](http://tasoc.org)

🌀 ■ ◆ All levels

Abstraction is often thought of as a wild ride driven by intuition, and it can be just that. However it is hard to improve when "good" art is only a matter of gut feeling. We need to establish criteria that allows us to make our work better. With the media of your choice, we will consider

how effectively form, color, line and gesture can be used in pictorial space to build integrated and expressive compositional structure. This is a course for those with some experience who are open to a correlation of "how to" with art history.



Anita Fried, student





Melody Fiore, student

## PORTRAITS & MORE

Amy Dudash Robinson

22F PAI137:

Wednesdays, Sep 7-Nov 16, 7:00 PM to 10:00 PM

*No class on Oct 5*

10 sessions \$440 (\$445 after Aug 27)

Material list: [tasoc.org](http://tasoc.org) Model each session

◆ ■ ◆ All levels

This class explores the essentials of portraiture, starting with a modified old master technique. Working from a live clothed or costumed model, we will discuss anatomy, proportions, color temperature, values, and other keys to capturing the likeness of a sitter. Each class starts with a warm-up drawing exercise. Artists are coached and guided through each phase of creating a portrait. You may also work from photos or a still life of any subject matter. Individual instruction and critiques are given with attention to personal goals. All skill levels are welcome. Oil or acrylic, but oils are preferred.

## INDEPENDENT STUDIO

Vesselina Traptcheva

22F PAI161: Thursdays, Sep 8-Nov 10, 9:15 AM to 12:15 PM

10 sessions \$384 (\$389 after Aug 27)

Material list: [tasoc.org](http://tasoc.org) Model 3 sessions

◆ ■ ◆ All levels

This class will be conducted as an independent studio, with guidance from the instructor to help students develop their own practices. In addition, setups of still lifes will be provided along with three separate life model sessions for those who are interested in working from direct observation. This class will help you develop a series of works on a topic of your choice, help develop your technique (mixed media, oils, acrylics, watercolors, collage, or drawing), or help you find your topic and/or material of preference. All subjects and media are welcome.



# Painting (acrylic/oil/watercolor)



## PAINTING FROM START TO FINISH

Margery Theroux

22F PAI149: Saturdays, Sep 10-Nov 12, 12:30 PM to 3:30 PM

10 sessions \$384 (\$389 after Aug 27)

Material list: [tasoc.org](http://tasoc.org)

◆ ■ ◆ Intermediate and advanced

Hone your painting skills or start from the very beginning. This class allows creative experimentation with materials, techniques, and a variety of subject matter: still life, portraits, life model, and photos. As you journey through learning and practicing the craft, your individual style will emerge. Learn color mixing, composition, and how to get the most out of each stroke of paint on your canvas. Oil or acrylic.

## HYBRID! CHINESE BRUSH PAINTING: A DIFFERENT APPROACH

Jane Chang

**In-studio** 22F WAT102A: Mondays, Sep 12-Nov 14, 7:00 PM to 9:00 PM

9 sessions \$240 (\$245 after Aug 27)

*No class on Sep 26*

**In-studio** 22F WAT102B: Saturdays, Sep 10-Nov 12, 9:15 AM to 12:15 PM

**Online** 22F VWAT102C: Saturdays, Sep 10-Nov 12, 9:15 AM to 12:15 PM

10 sessions \$360 (\$365 after Aug 27)

Material list: [tasoc.org](http://tasoc.org)

◆ ■ ◆ All levels

This class will start with a brief introduction to the art and soul of Chinese brush painting. There will be demonstrations of flowers and landscapes followed by the opportunity to paint. We will focus on quality of strokes, color preparation, rhythm, movement, energy, composition, and more. We'll also cover some special techniques using salt, milk, coffee, tea, splashing, pressing, rubbing, etc. Let the spontaneous harmony and rhythm of Chi (energy) dominate and flourish and you will learn and master the beauty of this timeless medium in no time.

# Painting(watercolor)



ADULT COURSES • FALL 2022

## EXPRESSIVE WATERCOLOR

Tom Pollock

22F WAT047: Tuesdays, Sep 6-Nov 8, 12:30 PM to 3:30 PM

10 sessions \$360 (\$365 after Aug 27)

Material list: [tasoc.org](http://tasoc.org)

◆◆◆ All levels

In this class we focus on the simplicity and spontaneity distinctive to watercolor. Learn techniques of light and shadow with cool or warm, bright or dark tones while also exploring composition and values. Both realistic and abstract approaches are covered as we learn to express our feelings with this graceful and fluent medium. Individual attention helps you create the watercolors you want.

## JOY OF WATERCOLOR

Marilyn Rose

22F WAT092: Wednesdays, Sep 7-Nov 16, 9:15 AM to 12:15 PM

*No class on Oct 5*

10 sessions \$384 (\$389 after Aug 27)

Material fee \$5 Material list: [tasoc.org](http://tasoc.org) Model 3 sessions

◆◆◆ All levels

Discover a fresh, loose approach to watercolor. Learn to work with, not against, the medium to create dynamic paintings which seem to paint themselves. Emphasis will be on color mixing, shape making, and loose brushwork as a common approach to all kinds of subject matter, including still life, portraits, and figures. Classes include demonstrations and brief critiques, leaving plenty of time for you to apply the principles you have learned to your own paintings. Students enrolling in this class should have previous drawing experience.

## BEYOND THE JOY OF WATERCOLOR

Marilyn Rose

22F WAT104: Wednesdays, Sep 7-Nov 16, 12:30 PM to 3:30 PM

*No class on Oct 5*

10 sessions \$384 (\$389 after Aug 27)

Material fee \$5 Material list: [tasoc.org](http://tasoc.org) Model 3 sessions.

◆◆ Intermediate and advanced

For students who have already taken Marilyn's *Joy of Watercolor* class. This class will lead you further along your watercolor journey, helping you stretch yourself creatively and sharpen your artistic voice. Emphasis will be on guided exercises that let you explore working in a series (using reference materials as a jumping off point) and going deeper into techniques as we try out different materials, tools, and means of applying paint.

## EXPLORING WATERCOLOR TECHNIQUES

Tenn Lu

22F WAT101: Fridays, Sep 9-Nov 11, 12:30 PM to 3:30 PM

10 sessions \$360 (\$365 after Aug 27)


Material list: [tasoc.org](http://tasoc.org)

◆◆◆ All levels

Looking for fresh ways to create a better painting? This is a wonderful opportunity to learn new skills or take your watercolor abilities to the next level. The first class will begin with basics; more advanced and unconventional techniques will be introduced gradually in each new class. Individual attention and step-by-step demonstrations will be provided. Drawing experience is helpful.



# Printing/Collage/Photography



Barbara Bell, faculty

## NEW! PRINTMAKING: PUSHING THE LIMITS

Barbara Bell

22F PRI086: Thursdays, Sep 8-Nov 10, 9:15 AM to 12:15 PM



10 sessions \$360 (\$365 after Aug 27)

Material fee \$30 Material list: tasoc.org

◆ All levels

Cast a fresh eye on techniques in relief printing and collage, including carving, linocuts, plate making, chine collé, and more! Explore the use of non-traditional plates and printmaking papers. From using inked up gears and cogs, horseshoes, and more on old book pages, maps, and ephemera of all types, the possibilities are endless. Learn different processes from hand-rubbed printing (great for working at home) to the operation of TASOC's Charles Brand press to create unique images as well as edition prints. Add additional colors through monoprinting and basic registration. With demonstrations and design consideration, this course offers both hands on guidance for beginners and an inspirational creative space to keep experienced printmakers moving forward with their practice.

Cynthia Soroka-Dunn, faculty



Lisa Foreman, student (detail)

## ONLINE! THE WORLD OF COLLAGE

Harriet Finck

22F VPAP057: Mondays, Oct 10-Nov 14, 12:30 PM to 3:30 PM

6 sessions \$216 (\$221 after Aug 27)

Material list: tasoc.org

◆ All levels

Collage is a heady, intellectually-stimulating discipline – and a rather simple gateway to other visual arts. It can be deceptively naïve (a collection of old letters juxtaposed with found candy wrappers), tightly composed (a grid of painted squares, resembling a quilt), three-dimensional (vacuum cleaner parts and artificial flowers) and mixed media (computer scans overlaid with gauze). Welcome to our world. Our teaching is done informally, one-on-one, and in group critiques. Above all, we constantly learn from each other in the studio, where good work is done in a seriously congenial atmosphere.

## NEW! LANDSCAPE & NATURE PHOTOGRAPHY WITH MIXED MEDIA

Cynthia Soroka-Dunn

22F PHO071: Mondays, Sep 12-Nov 14, 12:30 PM to 3:30 PM

9 sessions \$324 (\$329 after Aug 27)

Material fee \$35 Material list: tasoc.org

◆ All levels

Are you interested in learning about the beautiful world around you? Taking photographs of landscapes and nature will inspire and excite you. In this class, students will learn the best times to take photographs, how to frame a photograph, how to work with natural light, and composition. How to share photographs on social media with family and friends as well as selling photos online will also be covered. How to create your own website with nature photography can also be discussed. During the class there will be times we take your photographs and have you turn them into paintings and drawings. By the last day of class, everyone will have a beautiful 11x14 inch photograph they can take home. Learn something wonderful about the world around you in this nature and landscape class. Please bring a digital camera – a cell phone is also acceptable for those without an actual camera.

## NEW! EXPLORING SURREALIST PHOTOGRAPHY

Hank Gans

22F PHO072A:

Tuesdays, Sep 6-Nov 15, 7:00 PM to 10:00 PM

*No class on Oct 4*

22F PHO072B:

Wednesdays, Sep 7-Nov 16, 9:15 AM to 12:15 PM

*No class on Oct 5*

10 sessions \$360 (\$365 after Aug 27)

◆ Intermediate and advanced

Take a break from everyday reality! We will look at and discuss the work of iconic surrealist photographers such as Man Ray, Ralph Gibson, Duane Michaels, Rodney Smith, Jerry Uelsmann, and others, as well as contemporary photographers working with digital media. We will examine their techniques and steep ourselves in their influence. Students will be encouraged to create surreal photographs of their own both during class and at home with technical and aesthetic guidance by the instructor. Students should have at least a basic familiarity with Photoshop.

## ONLINE! DIGITAL PHOTOGRAPHY: THE BASICS

Ray Turkin

22F VPH0043: Thursdays, Sep 8-Nov 10, 9:15 AM to 12:15 PM

10 sessions \$360 (\$365 after Aug 27)

🔗 Beginner

Whether you take pictures on vacation or photograph your family and friends at home, this course will improve your skills and help make you a better photographer. It is applicable to users of DSLR and mirrorless cameras, as well as advanced point-and-shoot cameras, and will teach you the basics of digital photography. We will discuss the fundamentals of camera operation and the concepts of exposure, depth-of-field, composition, and lighting to help you create more beautiful images. You will also learn the basics of processing digital images on your computer. Participants will be given the opportunity to put what they learn into practice through homework assignments. Please bring your digital camera (DSLR, mirrorless, or advanced point-and-shoot), camera battery, memory card, lenses, and user's manual to class.



Nitsan Tal, faculty

## NEW! A SNEAK PEEK TO DOCUMENTARY FILMMAKING

Nitsan Tal

22F PHO073: Thursdays,

Sep 8-Nov 10, 7:00 PM to 10:00 PM

10 sessions \$360 (\$365 after Aug 27)

Material list: [tasoc.org](http://tasoc.org)

🔗◆ All levels

Have you ever wondered what it would take to make a film about a person or a subject you care deeply about? In this course, you will learn the basics of documentary filmmaking and will explore, step by step, the various elements used to construct a movie. By the end of the course, you will have completed a short film on the subject of your choice. No

prior experience is necessary, but you will need a Mac laptop that you can bring to class and some form of video camera (later-model phones, iPhone or Android, are sufficient). Filming your chosen subject and acquiring other materials will require a few hours of your time between classes every week.

## ADOBE LIGHTROOM CLASSIC

George Garbeck

22F PHO063: Fridays, Sep 9-Nov 11, 9:15 AM to 12:15 PM

10 sessions \$360 (\$365 after Aug 27)

🔗■ Beginner and Intermediate

Take your photos from the ordinary to the extraordinary! Used by more amateur and professional photographers than any other photo editing software, Lightroom Classic is the essential tool for organizing, editing, and sharing our photography. Designed by the creators of Photoshop, it offers a rich set of tools for keeping track of your photos. Its editing tools are intuitive, powerful, and non-destructive. Lightroom Classic, the latest

version of the original will be featured, but students with older versions can still benefit from this class. You will need a laptop (PC or Mac) with Lightroom, a mouse, and a card reader. Later classes will require a memory card with photos.

## MENTOR PROGRAM

22F MEN131: Total 3 hours – to be arranged with faculty  
\$200

No senior discount or membership fee

🔗◆ All levels

Work one-on-one with a mentor from our faculty towards a personal goal or specific accomplishment. Includes periodic meetings to review and critique work, evaluations of progress, and recommendations for future study.



## HYBRID! NEEDLE FELTING

Christine Hsiao

**In-studio** 22F FAB055A:

Thursdays, Sep 8-Nov 10, 12:30 PM to 3:30 PM

**Online** 22F VFAB055B:

Thursdays, Sep 8-Nov 10, 12:30 PM to 3:30 PM

10 sessions \$360 (\$365 after Aug 27)

Material fee payable to instructor.

◆◆◆ All levels

Needle felting is a process which uses a barbed needle to interlock wool fibers to form a more condensed material. Students in this class will learn how to construct soft and colorful 2-D and 3-D felted woolly animals and figures. These needle-felted objects are excellent for various purposes such as personalized gifts, fun decorations, holiday ornaments, or unique, customized souvenirs.



## NEW! MIXED LEVEL KNITTING

Susie Levy

22F FAB061: Fridays, Sep 9-Nov 11, 9:15 AM to 12:15 PM

10 sessions \$360 (\$365 after Aug 27)

Material list: [tasoc.org](https://tasoc.org)

◆◆◆ All levels

Enjoy the company of fellow knitters while you receive personalized assistance and instruction on the project(s) of your choice. Master a new technique, such as cables, knitting in the round, or making socks; learn how to fix common mistakes, including picking up dropped stitches and correcting twisted ones; or learn to decipher and execute a complex pattern. Prerequisites: Learn to Knit workshop or advanced beginner mastery of knit and purl stitches. This class is essentially for all levels beginning with someone who knows how to cast on, knit, and purl — essentially an advanced beginner.

## NEW! THE ART OF HAND EMBROIDERY

Susie Levy

22F FAB062: Fridays, Sep 9-Nov 11, 12:30 PM to 3:30 PM

10 sessions \$360 (\$365 after Aug 27)

Material list: [tasoc.org](https://tasoc.org)

◆◆◆ All levels

Enjoy a modern take on this traditional craft. We will cover the basics – straight, chain, split, and stem stitches, French knots, and leaf stitches – plus some more advanced techniques, including woven stitches and dimensional work. We'll discuss how to hoop fabric, transfer designs, and choose the best stitch for a given area. Tools and materials, how to embroider garments and accessories, and how to finish pieces for display will also be covered. Participants will execute a stitch-along image and an original design, both suitable for display upon completion.



Suzie Levy, faculty

## BASKETRY: FROM CRAFT TO ART

Sandra Kehoe

22F BAS038: Wednesdays, Sep 7-Nov 16, 7:00 PM to 10:00 PM

*No class on Oct 5*

10 sessions \$360 (\$365 after Aug 27)

Material fee \$45 Material list: [tasoc.org](https://tasoc.org)

◆◆◆ All levels

This course opens the doors into the world of basket weaving. Learn the basics of construction and build baskets that are both functional and decorative. Pattern work with rattan reeds will highlight traditional weaving techniques. We'll also use natural materials with a freeform approach to create and shape baskets that are artistically unique. No prior experience needed. Students will make 2 to 3 or more baskets depending on how quickly they work.

## ONLINE! TURNING ART INTO ACTION

Kathryn Eddy

VMIX013: Mondays, Sep 12-Nov 14, 7:00 PM to 10:00 PM

*No class on Sep 26*

9 sessions \$324 (\$329 after Aug 27)

Material list: [tasoc.org](https://tasoc.org)

◆◆ Intermediate and advanced

Standing up for something you believe in through your art! This class will help students move beyond technical skills to focus on content. We will look at activist-driven art and discuss how to turn our ideas into action. Collage, drawing, painting, and mixed media will be used to take our thoughts from concept to artwork.

# Jewelry/Metalsmithing

ADULT COURSES • FALL 2022



Naho Kambayashi, faculty

## CREATIVE METALSMITHING AND JEWELRY

Naho Kambayashi

22F JEL090A: Mondays, Sep 12-Nov 14, 7:00 PM to 10:00 PM

*No class on Sep 26*

9 sessions \$338 (\$343 after Aug 27)

22F JEL090B: Thursdays, Sep 8-Nov 10, 9:15 AM to 12:15 PM

22F JEL090C: Thursdays, Sep 8-Nov 10, 12:30 PM to 3:30 PM

10 sessions \$375 (\$380 after Aug 27)

Material fee payable to instructor

🌀 ■ ◆ All levels

Learn to create your original metal jewelry or handmade object! Put your designs and ideas into shape by learning to saw, form, forge, solder, rivet, and much more! Whether you need the basics or are looking for new metalsmithing skills or jewelry techniques, have fun creating something unique, beautiful, and wearable! Metal is a wonderful, versatile material that works well with other media. Students are encouraged to be inquisitive while exploring and experimenting with different materials.



## METALS, ETC.

Susan Kasson Sloan

22F JEL073A: Mondays, Sep 12-Nov 14, 9:15 AM to 12:15 PM

22F JEL073B: Mondays, Sep 12-Nov 14, 12:30 PM to 3:30 PM

*No class on Sep 26*

9 sessions \$338 (\$343 after Aug 27)

Material fee payable to instructor

🌀 ■ ◆ All levels

Learn how to turn a flat sheet of metal into a personal, wearable object. Saw, file, sand, solder and texture the metal to make pendants, brooches, rings, and more! Combine gems and found objects with the metals we use in the studio to make unique pieces of jewelry.

## BASIC BLING

Elizabeth Tokoly

22F JEL087: Tuesdays, Sep 6-Nov 8, 9:15 AM to 12:15 PM

10 sessions \$340 (\$345 after Aug 27)

Material fee payable to instructor Material list: [tasoc.org](https://tasoc.org)

🌀 Beginner

Always wanted to learn to make jewelry? Beginners and advanced beginners will move through a series of foundational skills to learn the tools and techniques needed to make your own jewelry. The focus will be on aspects of jewelry making including: clean up (filing to polishing), cold connection (rivets, jump rings), texturing metal (hammer, roll printing), soldering (sweat soldering, probe) and bezel setting both round and fancy shapes. Student designs will dictate material to be purchased.





# Jewelry/Metalsmithing/Glass

## JEWELRY TECHNIQUES AND DESIGN

Elizabeth Tokoly

22F JEL088: Tuesdays, Sep 6-Nov 8, 12:30 PM to 3:30 PM

10 sessions \$375 (\$380 after Aug 27)

Material fee payable to instructor Material list: [tasoc.org](http://tasoc.org)

◆◆ Intermediate and advanced

Intermediate students will move through a series of core projects to build a foundation, including: step bezel setting: for round and fancy shaped stones, embellishment: roll printing and hammer textures, soldering: probe and appliqué, filing to polishing, flex shaft, hollow forms, several types of prong setting for rose cut stones or found objects and tube setting. Findings will be covered throughout the class. Projects will take a series of sessions to complete, based on design. Upon completion, a curriculum specific to your design style/technical direction will be created. Advanced students may work on individual projects with guidance from the instructor. Learn the technical and problem-solving skills necessary to create your own jewelry designs from drawings to finished pieces. Materials listed are for step bezel project.

## JEWELRY FROM CONCEPT TO COMPLETION

Ellen Cohen

22F JEL094: Tuesdays, Sep 6-Nov 15, 7:00 PM to 10:00 PM

*No class on Oct 4*

10 sessions \$375 (\$380 after Aug 27)

Material fee payable to instructor

◆◆◆ All levels

No matter what you want to make— a ring, a cuff, a pair of earrings, a pendant—all good design starts with an idea. In this class we will talk about the many different ways to take a piece from initial design to completion. I will guide you in how to construct a piece and teach the processes to make that happen. We will also address texture, form and finishing. No matter your skill level, each student will have the guidance to help bring their ideas to fruition. Beginners will learn sawing, hammer textures, soldering, and finishing. Projects will be given, or if students prefer, they are free to work on their own projects.



Ellen Cohen, faculty



## JEWELRY FROM BASICS TO BEYOND

Irene Pluntky-Goedecke

22F JEL014A: Wednesdays, Sep 7-Nov 16, 9:15 AM to 12:15 PM

22F JEL014B: Wednesdays, Sep 7-Nov 16, 12:30 PM to 3:30 PM

*No class on Oct 5*

10 sessions \$375 (\$380 after Aug 27)

Material fee payable to instructor

◆◆◆ All levels

Students learn basic jewelry-making skills such as sawing, filing, and soldering. Jewelry you would like to “recycle” can be redesigned. Simple bead-stringing techniques are taught. Critiques and help with problem solving are offered to all students.

## GLOWING GLASS: FLAMEWORKED BEADS

Stephanie Maddalena

22F GLA005A: Thursdays, Sep 8-Nov 10, 7:00 PM to 10:00 PM

22F GLA005B: Fridays, Sep 9-Nov 11, 9:15 AM to 12:15 PM

22F GLA005C: Fridays, Sep 9-Nov 11, 12:30 PM to 3:30 PM

10 sessions \$385 (\$390 after Aug 27)

Material fee \$70 Additional materials available for purchase

◆◆◆ All levels

Take a rod of cold glass, turn it in the flame of a torch, and learn to manipulate it into extraordinarily beautiful flameworked beads, both decorative and practical. Glass beads have incredible depth and can be embedded with flowers and patterns or worked into intricate floral shapes and sculptures. Both beginners and the experienced will have fun learning the latest techniques. If you are new to this art form, beware...it can be quite addictive!

# Young Artists Program

Our Young Artists program is designed to encourage creativity, with an emphasis on process rather than product. Children and teens can explore a variety of art forms online and in person this season. Most importantly, positive acceptance of each child's artistry builds confidence and enhances self-worth. **Please note:** in-studio classes are designed in accordance with NJ state covid guidelines. School protocols are accessed continually to ensure safety.

**SECURITY RULES REQUIRE THAT YOU COME INTO THE SCHOOL TO DROP OFF AND PICK UP YOUR CHILD FOR IN-STUDIO CLASSES.**

## AMAZING ANIMALS

Karen Elder

22F CHI203: Mondays, Sep 12-Nov 14, 3:45 PM to 5:15 PM

*No class on Sep 26*

9 sessions \$203 (\$208 after Aug 27)

Material fee \$30

7-8 years

This drawing and painting course will focus on animals, both wild and domestic. Children will be introduced to David Hockney's wonderful pet portraits and George Rodrigue's ghostly 'Blue Dog' paintings. Students will enhance their drawing skills by learning to see animals as groups of connecting, simple shapes. They will learn how to manipulate various paints and mix their own colors.

## CLAY: HANDBUILDING

22F CHI015A: Mondays, Sep 12-Nov 14, 3:45 PM to 5:15 PM

*No class on Sep 26*

Kathy Eisler

8-10 years

9 sessions \$207 (\$212 after Aug 27)

22F CHI015B: Thursdays, Sep 8-Nov 10, 3:45 PM to 5:15 PM

Mary Martire

7-9 years

10 sessions \$230 (\$235 after Aug 27)

Material fee \$35

Children complete projects as they develop basic clay handbuilding skills. We use coils and slabs to create fantasy animals, personalized masks and more as we explore the limitless potential of clay. Both functional and sculptural projects are explored. Experimentation is encouraged.

## MANGA EXPRESSION

Paul Mores

22F CHI239: Mondays, Sep 12-Nov 14, 3:45 PM to 5:15 PM

*No class on Sep 26*

9 sessions \$203 (\$208 after Aug 27)

Material fee \$30

10-13 years

Manga images and comics have a long history in Japanese art and are defined, highly-stylized character renderings and engaging storylines. In this class, students will learn the basics of making their own Manga characters with unique facial expressions poses in the anime style. Students will work in a variety of media to create their own interpretations of Manga characters and incorporate those characters into sequential images to form their own comics.







## DRAW & PAINT LANDSCAPES

Karen Elder

22F CHI204: Tuesdays, Sep 6-Nov 15,  
3:45 PM to 5:15 PM

*No class on Oct 4*

10 sessions \$225 (\$230 after Aug 27)

Material fee \$30

5-6 years

Where have you been, and where would you like to go? Children in this class will draw and paint scenes

from the city, country, ocean, sky, and outer space. We can create with pencils, markers, oil pastels, watercolors, and tempera paints. Inspiration may come from studying works by artists such as Vincent Van Gogh, Paul Cézanne, Georgia O'Keeffe, and Grant Wood.

## NEW! MIXING IT UP WITH PHOTOGRAPHY

Cynthia Soroka-Dunn

22F CHI265A: Mondays, Sep 12-Nov 14, 3:45 PM to 5:15 PM

*No class on Sep 26*

8-11 years

9 sessions \$203 (\$208 after Aug 27)

22F CHI265B: Wednesdays, Sep 7-Nov 16, 3:45 PM to 5:15 PM

*No class on Oct 5*

10-13 years

10 sessions \$225 (\$230 after Aug 27)

Material fee \$35

Are you interested in learning about the beautiful world around you? Taking photographs of nature and landscapes will inspire and excite you. Students will learn the best times to take photographs and how to work with natural light and composition. Kids will learn photography but then transform their images by transferring them into drawings, paintings, and collages. By the last day of class, everyone will have a beautiful 11x14 inch photograph they can take home and frame. So let's learn something wonderful about the world around us! Please bring a digital camera to each class – a cell phone is also acceptable for those without an actual camera.

## DESIGN & FASHION

Kathy Eisler

22F CHI192: Tuesdays, Sep 6-Nov 15, 3:45 PM to 5:15 PM

*No class on Oct 4*

10 sessions \$225 (\$230 after Aug 27)

Material fee \$30

7-8 years

Calling all girls and boys with an interest in fashion, illustration and design! Exercise your imagination as we create pillows, hats, shirts and more. Draw fashion illustrations and superhero costumes like professional designers. We will also learn about textiles, embroidery and simple sewing.



## DRAWING SUPERHEROES AND SUPERVILLAINS

Paul Mores

22F CHI257: Tuesdays, Sep 6-Nov 15, 3:45 PM to 5:15 PM

*No class on Oct 4*

10 sessions \$225 (\$230 after Aug 27)

Material fee \$30

9-11 years

Students will invent and design their own superheroes and villains using the "Marvel Way," a process developed by Stan Lee, the iconic inventor of Marvel Comics. We are going to draw using simple geometric forms to sketch our characters and then complete them with shading and coloring. Students will also explore the process of storyboarding and create a narrative in "comic book form." Additionally, students will put together a series of drawings of Marvel-like superheroes that incorporate a series of thumbnails, rough, and final designs to complete a mockup "poster like design." During the learning process, we will be viewing several clips from marvel creators and appropriate snippets of marvel movies to influence and guide students' designs.

## NEW! WORLD OF CLAY

Beth Perlman

22F CHI266: Tuesdays, Sep 6-Nov 15, 3:45 PM to 5:15 PM

*No class on Oct 4*

10 sessions \$230 (\$235 after Aug 27)

Material fee \$35

7-9 years

In this fun clay class, children will have a great time getting their hands dirty while learning basic hand building skills. They will use coils and slabs to create fantasy animals, sea creatures and more as we explore the world of clay.

## WE ARE AMERICAN ARTISTS!

Karen Elder

22F CHI227: Wednesdays,  
Sep 7-Nov 16, 3:45 PM to 5:15 PM  
*No class on Oct 5*  
10 sessions \$225 (\$230 after Aug 27)  
Material fee \$30  
7-8 years

This course explores the styles and techniques of some of our country's greatest artists, from colonial times to the present day. Students will learn about composition, color, and form while working in two- and three-dimensions using a variety of materials. Students will be learning a little about each artist's life and how the time and place influenced their art. Projects will be inspired by wonderful artists such as Edward Hicks, Charles Demuth, Louise Nevelson, Robert Indiana, Alexander Calder, Andy Warhol, and Georgia O'Keeffe.

## DRAWING ESSENTIALS

Paul Mores

22F CHI198A: Wednesdays, Sep 7-Nov 16, 3:45 PM to 5:15 PM  
*No class on Oct 5*  
9-11 years  
22F CHI198B: Thursdays, Sep 8-Nov 10, 3:45 PM to 5:15 PM  
10-13 years  
10 sessions \$225 (\$230 after Aug 27)  
Material fee \$30

How much can an artist get out of a pencil? This course is for young artists who love to draw. The basic skills of line drawing, form, shading, perspective and composition will be taught. We will be working with these elements towards finished pencil pieces. General instruction will be given to the class and then individual attention will address each student's specific needs.



## FUNKY MUGS

Megan Carli

22F CHI237:  
Wednesdays, Sep 7-Nov 16, 3:45 PM to 5:15 PM  
*No class on Oct 5*  
10 sessions \$230 (\$235 after Aug 27)  
Material fee \$35  
10-13 years

Let's get FUNKY! This class will teach the fundamental skills needed to throw your own functional cups, bowls, and more. This class will take both new and experienced students on messy adventures and help them develop a deep love for ceramics and the arts, while bringing their own funky designs to reality!

## NATURE IN ART

Kathy Eisler

22F CHI183: Thursdays, Sep 8-Nov 10, 3:45 PM to 5:15 PM  
10 sessions \$225 (\$230 after Aug 27)  
Material fee \$30  
5-6 years

Through the ages, artists have used nature in art and now we will too! We will design images we see in nature such as birds, animals, reptiles, bugs and flowers, using clay, chalk and paint. We will also gather found objects such as twigs, bark, leaves and feathers and continue our journey through nature as we build, model and create. Imagination is always encouraged.

## DRAWING AND PAINTING I

Alex Austin

22F CHI259: Saturdays, Sep 10-Nov 12, 12:30 PM to 2:00 PM  
10 sessions \$225 (\$230 after Aug 27)  
Material fee \$30  
10-13 years

Covering a variety of mark-making techniques, we will examine the many ways artists make work in the media of drawing and painting. This course will provide students with experience using a variety of drawing and painting materials and techniques, such as graphite, oil pastel, acrylic paint, drawing from observation, abstraction, self-portraits and more. We will look at the work of artists such as Amy Sherald, William Kentridge, and Ellen Gallagher to investigate how artists express themselves through drawing and painting, as we begin to develop our own individual artistic voices.





## Art for Teens

### GLASS BEADS

Stephanie Maddalena

22F TEE085:

Thursdays, Sep 8-Nov 10, 4:00 PM to 5:30 PM

10 sessions \$235 (\$240 after Aug 27)

Material fee \$55

12-15 years

In this class, students will learn to make beads using glass rods and ancient Venetian techniques. Each week, a new style of beads will be demonstrated. We will have a brief discussion on assembling the beads into wearable pieces. *Please Note: Students should come to class wearing old clothes and have long hair tied back.*

### CLAY WORLD

Jessica Hurban

22F TEE096: Saturdays, Sep 10-Nov 12, 9:45 AM to 12:15 PM

10 sessions \$290 (\$295 after Aug 27)

Material fee \$65

12-15 years

Discover a different way to use clay every week! Techniques range from basic hand-building to advancing on the pottery wheel. This class is designed to help students build on their skills while creating various projects to take home. If you want a strong foundation in the world of clay, this is the class to take!



## Art for Families

### FAMILY NEEDLE FELTING

Christine Hsiao

22F FAM025: Saturdays, Sep 10-Oct 8, 10:00 AM to 11:30 AM

5 sessions \$95 (\$100 after Aug 27)

Price is per person Membership not required No senior discount  
4 years & up

Does your young artist love cuddly critters? If so, join us to create your own adorable woolly pets! Needle felting is the art of using a small barbed needle to sculpt wool. Families will work together with the instructor to learn step-by-step how to take natural sheep's wool and bring it to life. Explore your creativity while creating soft and colorful felted animals! Projects will include a mama hen with her baby chicks, a cat and its kittens, a dog and its puppies, a sea otter and its pup, and a unicorn with its foal. Come explore the world of needle felting together!

## Art for Special Needs

### LET'S EXPLORE ART: FOR STUDENTS WITH SPECIAL NEEDS

Jane Chang

22F CHI243: Saturdays, Sep 10-Nov 12, 1:30 PM to 2:30 PM

10 sessions \$210 (\$215 after Aug 27)

Material fee \$30

No membership required.

5-18 years

Let's explore and have fun with art! Students will have a hands-on experience and be introduced to all aspects of art creativities from watercolor to drawing, Chinese painting to 3D, and mixed media. Special attention will be given to each student's individual needs and development. Students will be encouraged to participate, contribute, and be spontaneous. This class is for students with any disability.



### ART COLLABORATIVE: FOR PARENTS AND CHILDREN

Alex Austin

22F FAM028: Saturdays, Oct 15-Nov 12, 10:00 AM to 11:30 AM

5 sessions \$95 (\$100 after Aug 27)

Price is per person Membership not required No senior discount  
4 years & up

This family-focused class will provide the space for children and parents alike to explore new approaches to making art. Through a variety of 2D and 3D media, parents and children will investigate the creative possibilities that arise through collaborative artmaking. Playing with drawing and sculpture, we will transform sounds, feelings, and thoughts into visual art. Media will include oil pastels, collage, self-hardening clay, and more. Students will be empowered to make artwork that welcomes experimentation and spontaneity.

# Faculty

Find our complete  
faculty biographies online, visit  
[www.tasoc.org](http://www.tasoc.org)  
click on 'Faculty' under 'About'

## Alex Austin

MAT, Tufts Univ.; BFA, School of  
the Museum of Fine Arts, Boston.  
Online: [AlexandraAustin.weebly.com](http://AlexandraAustin.weebly.com)

## Brian Bailey

BFA, University of the Arts; studied  
at NY Academy of Art, Art Students  
League. Gallery in Washington D.C.  
Online: [brianbaileyartist.com](http://brianbaileyartist.com).

## Barbara Bell

BA, Montclair State Univ.  
Online: [barbarbellartist.com](http://barbarbellartist.com)

## Megan Carli

BFA, Academy of Art Univ.,  
focus on Ceramic Sculpture.

## Jane Chang

MBA, Long Island Univ. Studied  
with Madame Aixinjueluo Hinyi,  
descendant of the imperial  
Qing Dynasty, China.



Megan Carli

## Ellen Cohen

BS, University of Maryland.  
Online: [ellencohendesign.com](http://ellencohendesign.com).

## Pooja Dhawan

Parson's School of Design.  
Wilton Cake Decorating certificate.  
Online: [madewithsugarandlove.tumblr.com](http://madewithsugarandlove.tumblr.com).

## Dana DiMuro

Studied: Atelier Florence Academy  
of Art, Nat'l Academy of Fine Arts,  
School of Visual Arts, Art Students  
League and Fashion Inst.  
Online: [danadimuro.com](http://danadimuro.com),  
[instagram.com/danadimuro](http://instagram.com/danadimuro).

## Kathryn Eddy

MFA, Vermont College  
of Fine Arts.  
Online: [kathryneddy.com](http://kathryneddy.com)

## Kathy Eisler

BA, Rutgers Univ.  
Studied: School of Visual  
Arts; TASOC.  
Online: [kathyeislerart.com](http://kathyeislerart.com).

## Karen Elder

BS, Iowa State Univ. Also  
studied: Ramapo & Bergen Community  
colleges, TASOC, Art Center of  
Northern NJ.

## Harriet Finck

MArch, Harvard Univ.;  
BA, Barnard College.  
Online: [harrietfinck.com](http://harrietfinck.com).

## Hank Gans

Mentee of Ernst Haas. Works can  
be found in both international  
and domestic, private and public  
collections. Online:  
[hankgans.com](http://hankgans.com); [art.com](http://art.com);  
[allposters.com](http://allposters.com).

## George Garbeck

Adobe-Certified Expert. Studied:  
Pratt Institute, Syracuse Univ.,  
William Paterson Univ.  
Online: [georgegarbeck.com](http://georgegarbeck.com).



Christine (Yuhuei) Hsiao

## Kelly Green-Grady

Studied: Visual Arts Center.  
Online: [Instagram.com/kellygreenusa](http://Instagram.com/kellygreenusa).

## Maud Guilfoyle

BFA, Syracuse Univ. Studied:  
Art Students League, NY Studio  
School, Spring Studio, New School.  
Online: [maudguilfoyle.com](http://maudguilfoyle.com).

## Alisen Herman

BFA, Rhode Island School of Design.  
Studied: Instituto Allende; Peter's  
Valley School of Craft, Sugar Maples  
Center for Creative Arts, TASOC.  
Online: [facebook.com/alisenherman](http://facebook.com/alisenherman).

## Christine (Yuhuei) Hsiao

MA, NY Inst. of Technology.  
Online: [woolypets.com](http://woolypets.com).

## Jessica Hurban

MSEd, St. Thomas Aquinas College;  
BS, SUNY New Paltz

## Denise Kadar

BFA, Univ. of Idaho. Studied:  
Woodstock School of Art, Sugar  
Maples Center, Peters Valley school  
of Craft, Clay Art Center, TASOC.

## Naho Kambayashi

BA, Sophia Univ. Tokyo Japan.  
Online: [facebook.com/mudandgems](http://facebook.com/mudandgems).

## Sandra Kehoe

BS, NJ Institute of Technology.  
Studied at John C. Campbell  
Folk School. Online:  
[sandra-kehoe.squarespace.com](http://sandra-kehoe.squarespace.com).



# Faculty

**Irina Lakshin**

MFA, New York Academy of Art. Also studied: TASOC, Sergei Isupov masterclass. Online: [irinalakshin.com](http://irinalakshin.com).

**Eric Lawrence**

MFA, Columbia Univ. Studied: Parsons School of Design, Haystack Mountain School of Crafts, Supermud Pottery, Greenwich House Pottery.

**Susie Levy**

MFA, School of Visual Arts; BFA, Cornell Univ.

**Tenn Lu**

Award-winning art student prior to teaching.

**Stephanie Maddalena**

BA, St. Thomas Aquinas College.

**Mary Martire**

MA, William Paterson Univ.; BA, Rutgers Univ. Online: [marymartire.com](http://marymartire.com).

**Paul Mores**

MBA, William Paterson Univ.; BFA, Ramapo College. Graduate Studies in Art Therapy at College of New Rochelle.

**Beth Perlman**

BA, Roger Williams College.

**Shuli Pilo**

MA, College of New Rochelle. RYT: Registered Yoga Teacher. Online: [teapothology.com](http://teapothology.com).

**Irene Pluntky-Goedecke**

Goldsmith degree, Schwäbisch Gmünd, Germany; worked with Sigurd Persson. Studied: Stockholm Arts & Craft School, Sweden.

**Tom Pollock**

BFA, Pratt Inst.

**Amy Dudash Robinson**

BFA, College for Creative Studies. Online: [amydudashrobinson.com](http://amydudashrobinson.com).



Cynthia Soroka-Dunn

**Andrew Cornell Robinson**

MFA, School of Visual Arts; BFA, Maryland Institute College of Art. Studied: Glasgow School of Art. Online: [andrewcornellrobinson.com](http://andrewcornellrobinson.com).

**Marilyn Rose**

BFA, Washington Univ. Online: [marilynroseart.com](http://marilynroseart.com).

**Eileen Sackman**

MFA, SUNY New Paltz. MA, Adelphi University. BA, Hunter College. Online: [eileensackmanceramics.com](http://eileensackmanceramics.com).

**Judy Schaefer**

MA, New York Univ. Also studied: Brooklyn Museum Art School, Univ. of Pennsylvania, Columbia Univ., Pratt, TASOC. Online: [judyschaefer.net](http://judyschaefer.net).

**Susan Kasson Sloan**

Studied: CUNY, Parsons, Art Students League. Online: [susankassonsloan.com](http://susankassonsloan.com).

**Karen Snyder-Kadish**

Studied: California College of Arts & Crafts, Parsons, TASOC.

**Cynthia Soroka-Dunn**

BA, SUNY New Paltz. AS, Bergen Community College. Online: [darkbir9.wixsite.com/cynthiasorokadunn](http://darkbir9.wixsite.com/cynthiasorokadunn)

**Kyle Stormes**

MA, Univ. of Connecticut; BA, SUNY New Paltz. Online: [Instagram.com/carvedfromstorms](https://www.instagram.com/carvedfromstorms)

**Nitsan Tal**

Dr, Hebrew Univ. Studied: International Center of Photography, School of Visual Arts, New York Univ. Online: [questioneverythingproductions.net](http://questioneverythingproductions.net), [nitsantal.com](http://nitsantal.com), [8000paperclips.com](http://8000paperclips.com).

**Margery Theroux**

MFA, Vermont College of Fine Arts; BA, New York Univ. Also studied: Montserrat College of Art, NY Studio School, privately with Sam Feinstein. Online: [margerytheroux.com](http://margerytheroux.com).

**Elizabeth Tokoly**

MFA, Cranbrook Academy of Art, Univ. of the Arts. Online: [eatmetal.org](http://eatmetal.org).

**Vesselina Traptcheva**

MFA, Parsons; BFA, Savannah College of Art & Design. Also studied: Skowhegan School of Painting & Sculpture, Nat'l Academy of Art Sofia, Bulgarian Nat'l HS for Fine Arts. Online: [vesselinatrapcheva.com](http://vesselinatrapcheva.com).

**Ray Turkin**

BEE, City College of NY.

**Amanda Wilson**

BFA, School of Visual Arts; MA, Manhattanville College. Online: [amandawilsonart.weebly.com](http://amandawilsonart.weebly.com)

**Joy Lynn Yucht**

BA, Messiah College.

# WEEKLY CLASS SCHEDULE\* -

	MONDAY	TUESDAY	WEDNESDAY	THURSDAY
MORNING	CER362A/Kadar Teapot: Complex Form p.7 JEL073A/Sloan Metals, Etc p.18 MSC134/Dhawan Polymer Clay Flowers p.5 PAI155/Bailey Intro to Soft Pastel p.11	CER325/Snyder-Kadish It's All in the Details p.8 DRA110/DiMuro Classical Drawing p.10 JEL087/Tokoly Jewelry: Basic Bling p.18 PAI066/Pollock Paint: Personal Approach p.12	CER Studio/monitor Ceramic Studio Time p.6 JEL014A/Pluntky-Goedecke Jewelry Basics to Beyond p.19 PHO072B/Gans Surrealist Photography p.16 WAT092/Rose Joy of Watercolor p.14	CUL133A/Pilo Yoga p.5 CER360/Yucht Wheel/Alter/Stamp p.9 JEL090B/Kambayashi Creative Metal p.18 PAI161/Trapcheva Independent Studio p.13 RIO86/Bell Printmaking p.15 VPHO043/Turkin Digital Photo: Basics p.16
	ADULT CER305/Snyder-Kadish Getting Muddy p.7 JEL073B/Sloan Metals, Etc. p.18 PAI141/Schaefer Driven to Abstraction p.11 PHO071/Soroka-Dunn Photo w/ Mixed Media p.15 VDRA109/Guilfoyle Beginner Drawing p.10 VPAP057/Finck World of Collage p.15	ADULT JEL088/Tokoly Jewelry Techniques p.19 PAI163/DiMuro Classical Painting p.12 WAT047/Pollock Expressive Watercolor p.14	ADULT CER317/Carli Mold Making/Slip Casting p.8 DRA099/Theroux Drawing: Beyond Basics p.11 JEL014B/Pluntky-Goedecke Jewelry Basics to Beyond p.19 WAT104/Rose Beyond Joy, Watercolor p.14 VPAI162/Schaefer Abstract: History/Thinking p.12	ADULT CER349/Herman Getting Behind Wheel p.9 JEL090C/Kambayashi Creative Metal p.18 SCU115/Lakshin Figure Sculpture p.9 FAB055/Hsiao Hybrid Needle Felting p.17
	CHILD CHI015A/Eisler Clay: Handbuilding (8-10) p.20 CHI203/Elder Amazing Animals (7-8) p.20 CHI239/Mores Manga Expression (10-13) p.20 CHI265A/Soroka-Dunn Kid's Photography (8-11) p.21	CHILD CHI192/Eisler Design & Fashion (7-8) p.21 CHI204/Elder Draw/Paint Landscapes (5-6) p.21 CHI257/Mores Heroes/Villains (9-11) p.21 CHI266/Perlman World of Clay (7-9) p.21	CHILD CHI198A/Mores Drawing Essentials (9-11) p.22 CHI227/Elder American Artists! (7-8) p.22 CHI237/Carli Funky Mugs (10-13) p.22 CHI265B/Soroka-Dunn Kid's Photography (10-13) p.21	CHILD CHI015B/Martire Clay: Handbuilding (7-9) p.20 CHI198B/Mores Drawing Essentials (10-13) p.22 CHI183/Eisler Nature in Art (5-6) p.22 TEE085/Maddalena Glass Beads (12-15) p.23
	CER234/Lawrence Having It All p.7 JEL090A/Kambayashi Creative Metal p.18 PAI133/Wilson Anyone Can Paint p.12 WAT102A/Chang Chinese Brush Painting p.13 VMIX013/Eddy Art into Action p.17	CER363/Sackman Alt Firing Techniques p.8 DRA103/Bailey Figure Drawing p.10 JEL094/Cohen Jewelry Concept/Complete p.19 PHO072A/Gans Surrealist Photography p.16	BAS038/Kehoe Basketry p.17 CER335/Carli Colorful Clay p.8 DRA105/Theroux Experimental Drawing p.11 PAI137/Robinson Portraits & More p.13	CUL133B/Pilo Yoga p.5 CER353/Monitor Creative Block p.9 GLA005A/Maddalena Glowing Glass p.19 PHO073/Tal Documentary Filmmaking p.16 SCU116/Lakshin Portrait Sculpture p.9
AFTERNOON				
EVENING				

\* Please refer to course description for exact start time.



# FALL 2022

## FRIDAY

## SATURDAY

<p>CER362B/Kadar Teapot: Complex Form p.7</p> <p>FAB061/Levy Mixed Level Knitting p.17</p> <p>GLA005B/Maddalena Glowing Glass p.19</p> <p>PHO063/Garbeck Adobe Lightroom Classic p.16</p>	<p>DRA026/monitor Open Studio Life Drawing p.10</p> <p>WAT102B,C/Chang Hybrid! Chinese Brush p.13</p> <p>TEE096/Hurban Clay World (12-15) p.23</p> <p>FAM025/Hsiao Family Needle Felt (4+) p.23</p> <p>FAM028/Austin Family: Collaborative (4+) p.23</p>
<p><b>ADULT</b></p> <p>CER364/Carli Dr. Frankenstein's Lab p.9</p> <p>FAB062/Levy Hand Embroidery p.17</p> <p>GLA005C/Maddalena Glowing Glass p.19</p> <p>WAT101/Lu Watercolor Techniques p.14</p>	<p>CER Studio/Monitor Ceramic Studio Time p.6</p> <p>PAI149/Theroux Painting: Start to Finish p.13</p> <p>CHI259/Austin Drawing/Painting (10-13) p.22</p> <p>CHI243/Chang Art: Special Needs (5-18) p.23</p>
	<p><b>SUNDAY</b></p> <p>CER356/Sackman Where It All Begins p.7</p> <p>CER355/Sackman Advanced Potter's Wheel p.7</p>
<p>CER Studio/Monitor Ceramic Studio Time p.6</p>	<p><b>The Art School at Old Church is certified by the State of New Jersey as a PROFESSIONAL DEVELOPMENT PROVIDER.</b></p> <p><i>Call for more information.</i></p>

tasoc

# CERAMICS MASTERCLASS

series

July 24



**A  
DAY  
WITH  
SUSAN BEECHER**

This **one-day demonstration workshop** in our studio will focus on making square, oval & triangular forms from round pots that have been thrown on the potter's wheel. Also demonstrated will be a double walled vessel, double lipped vessel, and ruffled lip bowl. Decorative handles plus cut feet and added feet will also be covered.

**Susan Beecher** studied with Warren MacKenzie, Michael Simon and Jeff Oestreich among others and hopes to pass on some of the amazing techniques she has learned from them.

No senior discount  
No membership  
required

**register now**



# The Art School at Old Church

## policies & membership information

### POLICIES:

**Registration:** We accept registration online or by mail once registration begins, and also by phone one week later. Adult classes are open to students at least 15 years old.

All students are highly encouraged to register as early as possible to ensure a spot in the class(es) of their choice at the lowest cost.

**Membership fee:** The non-refundable membership fee is due each year and is valid through December 31. This annual fee, which helps sustain the school, is required to participate in our weekly classes, but is not required for workshops, virtual classes, cultural arts offerings, gallery visits, or special events. The membership fee is not prorated. Membership fees are:

**Family** - \$50

**Adult** - \$40 (includes teens enrolled in adult classes)

**Young Artist** - \$20

**Payment of fees:** Fees are paid in full at the time of registration. Fees are not prorated. Payment scheduling is available; call for information. Please consider helping us keep costs down by paying with a personal check, made payable to The Art School at Old Church.

**Returned check fee:** A \$15 fee is charged for all returned checks.

**Transfer fee:** There is a \$10 fee for transfer between classes.

**Material lists and fees:** Material lists are available online at [tasoc.org](http://tasoc.org) and can be found under "School". Material fees for classes are listed in the catalog above the course descriptions. For some classes no monetary amount is indicated, as materials can be purchased during class.

**Clay information and firing charges:** Clay and clay tools, as well as sculpture boards and tools, are available for purchase at the desk. Only Art School clay will be fired. Discounted bulk firing charge cards are available at the front desk. **See chart on page 6 for all clay and firing fees.**

**Parking:** Parking is available in our lot and on Orchard St. during the day and evening. If parking offsite, feel free to drop off your art materials at the back gate first. There is no Sunday parking in our lot.

**Senior citizen discount:** A 10% tuition discount is offered upon registration to all students at least 65 years old.

### Refunds and credits:

- Students who wish to withdraw from a class or workshop must do so in writing (by mail, email, or in person).
- If written notice is received at least one week prior to the start of the class or workshop, full tuition and material fee charges (minus a \$10 processing fee per course) will be refunded or credited to your school account.
- If written notice is received less than one week before the start of the class or workshop, or after it has begun, no refund or credit will be issued. Exceptions require approval from the Executive Director, and requests are to be made in writing accompanied by a doctor's note. If the exception is approved, full or partial tuition and material fees (minus a \$25 processing fee per course) will be refunded or credited to your school account.
- If a class or workshop is canceled by the school and we are unable to reschedule the course, all monies will be refunded, including membership (if it was required).
- There are no refunds for membership except as specified above.
- There are no refunds for classes in the event of teacher substitution.

**Conduct:** The Art School reserves the right to refuse admission or to expel any disruptive student. Cell phone usage is not permitted in studios. Cell phones should be set on silent or vibrate in the studios. **Please note: Children may not accompany adults to classes or studio time.**

**Absences:** Student absences are non-refundable. The school is not responsible for make-up classes, although we will provide assistance when possible. Make-up classes may only occur during the same semester with the same instructor.

**Inclement weather:** Decisions will be made by 7:30 AM regarding morning classes, and no later than 90 minutes before afternoon and evening classes. Please call the school at 201-767-7160 to hear a detailed message. You can also check our Twitter feed, our Instagram feed, or our Facebook page for updates.



Most catalog photos by TASOC staff.

Heidi Bacaz, Administrative Director





# REGISTRATION FORM

## MEMBERSHIP INFORMATION:

Membership year runs Jan 1 to Dec 31. Weekly courses require annual membership (exceptions are noted in course descriptions). Membership must accompany registration and is non-refundable.

**MATERIAL LISTS ARE ONLINE AT TASOC.ORG**

- ☐ WINTER
- ☐ SPRING
- ☐ SUMMER
- ☐ FALL

DATE \_\_\_\_\_ BIRTH-DATE \_\_\_\_\_ / \_\_\_\_\_ / \_\_\_\_\_ ☐ YOUTH (under 18)  
MO DAY YEAR ☐ SENIOR (65+)

\_\_\_\_\_  
FIRST NAME LAST NAME

\_\_\_\_\_  
ADDRESS

\_\_\_\_\_  
CITY STATE ZIP

( ) ( )  
HOME PHONE CELL / BUSINESS PHONE

\_\_\_\_\_  
E-MAIL ADDRESS

☐ MASTER CARD ☐ VISA ☐ DISCOVER

\_\_\_\_ \_ | \_\_\_\_ \_ | \_\_\_\_ \_ | \_\_\_\_ \_  
CREDIT CARD NUMBER EXPIRATION DATE

\_\_\_\_\_  
NAME ON CARD

\_\_\_\_\_  
BILLING ADDRESS

\_\_\_\_\_  
PARENT NAME (FOR CHILD & TEEN CLASSES)

Tuition Subtotal \_\_\_\_\_

Senior Citizen Discount 10% \_\_\_\_\_

2022 Membership \_\_\_\_\_

Material Fees \_\_\_\_\_

Donation \_\_\_\_\_

TOTAL PAYMENT \_\_\_\_\_

## COURSE CHOICES

1st COURSE CODE/1st choice (circle one)

DAY AND TIME

COURSE NAME

TUITION

2nd COURSE CODE/2nd choice (circle one)

DAY AND TIME

COURSE NAME

TUITION

3rd COURSE CODE/3rd choice (circle one)

DAY AND TIME

COURSE NAME

TUITION

Submission of registration form denotes acceptance of all policies (pg.28). The Art School at Old Church appreciates the use of photos taken by staff, faculty and members to illustrate our catalogs. Please notify us in writing if you do not wish to have your photograph published.

**PLEASE CONSIDER HELPING US KEEP COSTS DOWN BY PAYING WITH YOUR PERSONAL CHECK PAYABLE TO: THE ART SCHOOL AT OLD CHURCH**

MAIL TO: THE ART SCHOOL AT OLD CHURCH, 561 PIERMONT ROAD, DEMAREST, NJ 07627 • PHONE: 201-767-7160

**For Office Use**

register  
**R**

wait list  
**W**

count in  
**C**

\_\_\_\_\_  
receipt #  
\_\_\_\_\_  
receipt #  
\_\_\_\_\_  
receipt #

CA/CK/CC/CR

CA/CK/CC/CR

CA/CK/CC/CR

\$

\$

\$

month / day / year

month / day / year

month / day / year

check #

check #

check #

due cr  
balance  
due cr  
balance  
due cr  
balance



561 PIERMONT ROAD • DEMAREST, NEW JERSEY 07627  
a nonprofit art school & gallery

NON-PROFIT ORG.  
US POSTAGE  
**PAID**  
S. Hackensack, NJ  
Permit No. 79



**CALL: 201.767.7160**

**VISIT OUR WEBSITE: [tasoc.org](http://tasoc.org)**

Our catalog is available in large type upon request.

The Art School at Old Church does not discriminate on the basis of race, color, national/ethnic origin, disability, gender identity or sexual orientation in the administration of its educational policies, admissions policies, scholarships or employment practices.



December 2–4, 2022  
**48<sup>th</sup> annual  
POTTERY  
SHOW & SALE**



*Some scholarships and programs  
made possible in part by funds  
from Windgate Foundation*

Fall 2022