



Winter 2023

Marilyn Rose, faculty

COURSES & WORKSHOPS
FOR ADULTS, TEENS, & CHILDREN

REGISTRATION begins November 8

Register early and save!



a nonprofit art school & gallery

201.767.7160 • tasoc.org

561 Piermont Road, Demarest, NJ 07627



Welcome to The Art School at Old Church

The Art School at Old Church, founded in 1974, is a non-profit, non-denominational cultural center dedicated to providing community access to enriching experiences in the arts. We host art classes and workshops, free exhibitions in our galleries, cultural events, and outreach programs for special populations. Our Annual Pottery Show & Sale is an opportunity to view and purchase one-of-a-kind works of art from nationally-recognized potters.

Our well-equipped studios are bright, spacious, and primarily handicapped accessible. Our faculty of professional artists are devoted to the principle that art and craft are inseparable and help each student, from beginner to advanced, find their artistry through sensitive guidance and friendly, yet serious instruction. Our courses and workshops are designed to provide students a foundation in aesthetics as well as technique.

Supported by tuition and memberships, as well as by individual, corporate, and government contributions, The Art School at Old Church is open to all. We love the creative input of our neighbors. You inspire us to continue to spread the beauty of the arts in our community. Please join us in a creative endeavor as a student, supporting member, or volunteer.

TASOC Board of Directors

Carrie Ortiz, *President*
Judy Schaefer, *Vice President*
Maureen Lostumbo, *Chair*
Grant Hobson, *Treasurer*
Gail Rutigliano, *Secretary*

Susan Bogen	Nicole Romano
Ruth Borgenicht	Martin Semar
Jane Chang	Karen Stern
Bruce Dehnert	James Turnbull
Anthony Iovino	Anne Connors Winner
Urvashi Joneja	Vivien Woodford
Zola Kendi	

I am thrilled to introduce our Winter Catalog. Within its pages, you will find more than 80 courses, workshops, and events designed to engage individuals of all ages, backgrounds, abilities, and interests. If you are new to the Art School at Old Church, we know you will find something that intrigues you. If you are returning to refine your artistry, your creative practice of choice awaits your active participation.

This winter is especially exciting because our 48th Pottery Show & Sale (aka Old Church Pottery Show!) will be an in-person experience here in Demarest from December 2nd to 4th. After hosting the annual show and sale online for two years, we cannot wait to welcome 28 renowned potters from the United States and Canada. Tell your friends. Shout us out on social media! And make sure to participate in our legendary celebration of ceramic artistry. It is destined to be a weekend to remember!

In January, we will begin counting down to our 50th anniversary. I want to thank our students, faculty, staff, and supporters for believing in our work for so many years and sustaining our efforts through the most challenging period in our organizational history. Enroll now and help us continue to inspire the creativity and comradery that have distinguished our school and community since 1974.

Welcome to an action-packed winter semester at the Art School at Old Church!

Dr. Jerry M. James, Executive Director

With generous support from Windgate Foundation, we are pleased to provide a limited number of tuition scholarships and work exchange opportunities.

STAFF

Dr. Jerry M. James, <i>Executive Director</i>	jerry@tasoc.org
Amy Dudash Robinson, <i>Assistant Executive Director, ADA Coordinator</i>	amydrob@tasoc.org
Heidi Bacaz, <i>Administrative Director</i>	heidi@tasoc.org
Nancy Reilly, <i>Administrative Associate</i>	nancy@tasoc.org
Bella LaRiccias, <i>Finance Manager</i>	bella@tasoc.org
Megan Carli, <i>Ceramic Studio Manager</i>	megan@tasoc.org
Naho Kambayashi, <i>Jewelry Studio Manager</i>	naho@tasoc.org
William Richichi, <i>Facilities Manager</i>	will@tasoc.org
Sophia Jesson, <i>Marketing Coordinator</i>	sophia@tasoc.org

IMPORTANT DATES - MARK YOUR CALENDARS!

EVENTS

Nov 19 – 20	Fall Workshops
Dec 2 – 4	<i>48th Annual Pottery Show & Sale</i> Fri, Dec 2, 6:00 PM – 9:00 PM Sat, Dec 3, 10:00 AM – 5:00 PM Sun, Dec 4, 11:00 AM – 4:00 PM
Mar 18 – 19	Winter Workshops

Please check our website for upcoming Gallery Receptions and other exciting TASOC events!

START DATES & SCHOOL CLOSINGS

Nov 8	Winter Registration (Online or Mail)
Nov 15	Winter Registration (Phone, Online, or Mail)
Nov 24 – Nov 27	Closed: Thanksgiving
Dec 26	Closed: Christmas (Observed)
Dec 30	Closed: New Year (Observed)
Jan 2	WINTER SEMESTER BEGINS
Jan 16	Closed: Martin Luther King, Jr. Day
Feb 14	Spring Registration
Feb 20	Closed: Presidents Day

MIKHAIL ZAKIN GALLERY


Dec 2 – 4	<i>48th Annual Pottery Show & Sale</i>
-----------	--


CAFÉ GALLERY

Oct 24 – Nov 13	<i>From our Studios: Jewelry Show & Sale</i>
Dec 2 – 4	<i>48th Annual Pottery Show & Sale</i>

Table of Contents

About the School	2
Workshops	4
Cultural Arts	5
Ceramics	6
Sculpture.....	9
Drawing	10
Painting (pastel/acrylic/oil)	12
Painting (watercolor)	14
Photography	15
Printmaking	16
Mixed Media.....	16
Basketry	17
Fiber	17
Jewelry/Metalsmithing.....	18
Glass.....	19
Young Artists Program	20
Art for Teens	23
Art for Special Needs Students	23
Art for Families	23
Faculty	24
Weekly Class Schedule	26
School Policies.....	28
Registration Form	29

 All gallery exhibitions and most classes are wheelchair accessible

 Assisted listening device available, call to reserve

THE ART SCHOOL at OLD CHURCH
561 Piermont Road, Demarest NJ 07627
201.767.7160 • tasoc.org

The Art School at Old Church is a 501(c)3 not-for-profit corporation.

about **The Art School at Old Church**

a nonprofit art center

OUR HISTORY

The Art School at Old Church was established in 1974 as a non-profit, nonsectarian cultural resource center. A band of artists and friends seeking to start a community art school saw promise in a local 19th-century church building. Through their hard work and dedication, the group transformed the old church into a center for artistic learning and enrichment. Today, The Art School continues to offer educational and cultural experiences that enrich the quality of life in the local and regional community.

MEMBERSHIP

The non-refundable membership fee is due each calendar year and is valid through December 31. This annual fee helps to sustain the school, and is required to participate in our weekly classes.

Please visit page 28 for membership fees and policies.

CLASSES AND REGISTRATION

We offer more than 85 classes and workshops each semester for children and adults of all abilities and ages.

Registration: We accept registration online or by mail, and also by phone one week after registration begins.

Please visit our registration site: tasoc.asapconnected.com. Existing students already have an account, but new students will be required to make one. If you need help accessing/creating an account, or for any other questions, please call the school. To learn how to enroll for classes and membership, follow the instructions located on the registration site homepage.

Please visit page 28 for registration information and policies.

SCHOLARSHIPS

Scholarships are available for individuals who are in need of financial assistance. Applications must be received at least 10 days before the start of the semester to be considered. Please visit our website or call for more information.

HOW DO I CHOOSE THE RIGHT CLASS?

To assist you in your selection, symbols for the various levels are available by each course description in the catalog.

- ◆ **Beginner** – Basic skill level with limited or no experience. Classes introduce and develop new skills and techniques.
- **Intermediate** – Student has enough knowledge of medium, technique, and processes to begin developing a personal voice or vision. Supportive guidance encourages continued growth.
- ◆ **Advanced** – Student has demonstrated a level of mastery that allows for independence and a personal vision for their art. He/she is seeking an environment with other artists that further defines and supports the direction of their work.

YOUTH PROGRAMS

Our Young Artists Program serves students age 4 to 17. We also offer weekly classes and small group sessions for children with special needs. 15 and up may enroll in adult classes (adult membership is required).

PROFESSIONAL DEVELOPMENT CLASSES FOR TEACHERS

We are approved by the NJ Department of Education as a Professional Development Provider. All classes may be taken for PDP credits.

VOLUNTEER & WORK EXCHANGE OPPORTUNITIES

We need YOU! Volunteers and Work Exchange students are an integral part of the community at The Art School at Old Church, and we are always seeking additional help. No art experience is necessary, so please consider donating some of your time and energy.

Work Exchange and Volunteer applications can be found on tasoc.org under “Opportunities.” Please call 201-767-7160 if you have any questions.

THE GALLERIES

The Mikhail Zakin Gallery features more than 300 artists annually, displaying more than 500 works of art. Exhibitions include both traditional and contemporary work from established and emerging artists. The Café Gallery exhibits student and faculty work from our fine art and craft classes. The galleries are free and open to the public during school hours. Information on exhibiting is available online at tasoc.org. Please visit the “Submissions” page on our website under “Galleries.”

GIFT GIVING OPPORTUNITIES

Tuition and membership alone do not cover all of our operating expenses. We need your financial support to maintain the quality and affordability of our classes and programming. Tax-deductible donations, gifts, and employer-matched contributions are always welcome and can be included with your registration.

JOIN OUR E-MAIL LIST/FOLLOW US ON SOCIAL MEDIA

If you would like information on the many exciting classes and events happening at The Art School, please join our e-mail list at tasoc.org. Click “Subscribe to our e-mails” on our home page and fill out the pop-up form, making sure to check off your areas of interest. Follow us on Facebook, Twitter, and Instagram: @theartschoolnj.

We look forward to meeting you and making your experience a great one!

Please refer to oldchurchpotteryshow.org for the most up-to-date information on show attendance.

48th annual POTTERY SHOW & SALE

Curated by Chris Gustin, Bruce Dehnert, & Aysha Peltz

Featuring thousands of handmade, one-of-a-kind pieces by 28 distinguished potters.



Justin Donofrio

Noel Bailey • VT
Ben Bates • IL
Margaret Bohls • NE
Paul Briggs • MA
Bryan Czibesz • NY
Bruce Dehnert • NY
Andrea Denniston • VA
Justin Donofrio • CO
Sanam Emami • CO
Andrea Gill • NY
Chris Gustin • MA
Maggie Jaszczak • MN
Nick Joerling • NC
Yeonsoo Kim • MT
Eva Kwong • OH
Robbie Lobell • WA

David MacDonald • NY
Kirk Mangus • OH (posthumous)
Lindsay Oesterritter • VA
Virgil Ortiz • NM
Aysha Peltz • VT
Sarah Pike • BC
Brenda Quinn • NY
Justin Paik Reese • OH
Mark Shapiro • MA
Rob Sieminski • ME
Jack Troy • PA
Adero Willard • MA

December 2–4, 2022

Friday, 6:00 PM – 9:00 PM

Saturday, 10:00 AM – 5:00 PM

Sunday, 11:00 AM – 4:00 PM

oldchurchpotteryshow.org
@oldchurchpotteryshow
#theroadtodemarest



561 Piermont Road, Demarest, NJ 07627 • 201-767-7160

Proceeds benefit The Art School at Old Church, a 501(c)3 non-profit center for the arts.

Workshops

ADULT WORKSHOPS • WINTER 2023

THE ART OF POSING

Bobbie Golden

23W WKS013: Sunday, Jan 22, 1:00 PM to 4:00 PM

1 session \$30

No senior discount or membership fee

◆◆◆ All levels

Have you ever thought about becoming an artist's model? Or have you been modeling for several years and need some tips and tricks? Learn methods garnered from history and experience from our own expert artist's model, Bobbie Golden. Explore the dynamics of posing and body positioning, head/hand gesture, and the creative use of props, space, and costumes, giving you a solid foundation in art modeling. Participants in this workshop will be offered the opportunity to pose in one of our classes as a paid artist's model.

Bobbie Golden, workshop faculty



NEW! HANDBUILT ANIMAL POTS

Atsuko Watanabe

23W WKS397: Saturday, Mar 18, 10:00 AM to 4:00 PM

1 session \$140

Material fee \$25 Material fee – Firing fee: see page 6

No senior discount or membership fee

◆◆◆ All levels

Join us in creating an animal plant pot of your own! Participants will learn the basic handbuilding techniques to build confidence in exploring clay and its properties. Students will have the opportunity to make one or two (depending on complexity) small animals. Instructions on how to create this animal sculpture will be given in a step-by-step process and will include decorating with underglaze.



Atsuko Watanabe, workshop faculty

WILLOW BARK BASKET

Sandra Kehoe

23W WKS671: Saturday, Mar 18, 10:00 AM to 4:00 PM

1 session \$140

Material fee \$30 No senior discount or membership fee

◆◆◆ All levels

Come learn traditional basketry techniques while working with locally gathered, soft natural materials. In this workshop we will work with willow bark, iris leaves, bulrush and other assorted natural materials suited for weaving. We will also discuss harvesting, drying, storing, and preparing natural local materials for basket making. Bring an apron or clothing that can get wet.



Sandra Kehoe, faculty

SENSATIONAL STAINED GLASS

Patricia Vangieri

23W WKS704: Saturday & Sunday,

Mar 18 & 19, 10:00 AM to 4:00 PM

2 sessions \$260

Material fee of \$30 payable to instructor

Material list: tasoc.org

No senior discount or membership fee

◆◆◆ All levels

If you ever wanted to learn the classic and beautiful craft of stained glass, but had no idea where to start, this is the class for you. You will be guided through the multi-stage process through lecture and hands-on demonstrations that will ensure your success and begin your stained-glass journey. Learn the fundamentals of working with a pattern, using tools, cutting glass, foiling and soldering, all while creating a beautiful stained-glass creation. Join the fun and let's get cutting! Please note: You will need to park offsite for this workshop when attending on Sunday; the parking lot is reserved on Sundays by the Demarest Baptist Church for services.

NEW! COLD CONNECTIONS AND ALTERNATIVE MATERIALS

Susan Kasson Sloan

23W WKS845: Saturday & Sunday,

Mar 18 & 19, 10:00 AM to 4:00 PM

2 sessions \$260

No senior discount or membership fee

◆◆ Intermediate and advanced

Much of contemporary jewelry consists of materials that do not require soldering. This workshop delves into the use of rivets, nuts and bolts, adhesives, wire working, and forging as the methods of inclusion for found objects and natural materials. Found objects can include ceramic



Susan Kasson Sloan, faculty

and China shards, twigs, small toys, buttons, shells, slate, and more. The techniques learned during this workshop can also be used in conjunction with traditional jewelry fabrication techniques. Please note: You will need to park offsite for this workshop when attending on Sunday; the parking lot is reserved on Sundays by the Demarest Baptist Church for services.

NEW! EXPLORING GRAECO-ROMAN VOTIVES

Gina Tibbott

23W WKS398: Sunday, Mar 19, 10:00 AM to 4:00 PM

1 session \$140

Material fee – Firing fee: see chart on page 6 Clay not included

No senior discount or membership fee

◆◆◆ All levels

In the Graeco-Roman world, ceramic votives depicting various parts of the human body were used as offerings of gratitude and healing at temples dedicated to Asclepius, the god of medicine. Archaeologists have excavated thousands of these forms throughout the Mediterranean; they serve to inform us about various illnesses and injuries experienced by



Gina Tibbott, workshop faculty

past populations and exist as evidence of public dedication and grieving. In this workshop, participants will learn more about this material history, and with the use of press molds reproduced from ancient forms, and handbuilding techniques, make votives of their own. Please note: You will need to park offsite for this workshop when attending on Sunday; the parking lot is reserved on Sundays by the Demarest Baptist Church for services.

NEW! GOING WITH THE FLOW IN LIFE AND IN WATERCOLOR

Marilyn Rose

23W WKS589: Sunday,

Mar 19, 10:00 AM to 4:00 PM

1 session \$140

Material fee \$60 No senior discount or membership fee

◆◆◆ All levels

Over years of experience exploring watercolor technique, Marilyn Rose has found that her watercolor practice has informed her life as much as her life has informed her watercolor journey. In this immersive workshop, co-facilitated by Sandy Rouso, BSN, RN (a holistic nurse and health and wellness coach), students will explore the properties of watercolor that makes it an ideal medium to practice mindfulness, inspire creativity, and explore personal growth. Through exercises in meditation, watercolor, and art-making students will acquire skills that they can use to overcome artistic blocks and see what color can teach them. Please note: You will need to park offsite for this workshop when attending on Sunday; the parking lot is reserved on Sundays by the Demarest Baptist Church for services.



Marilyn Rose, faculty

YOGA

Shuli Pilo

23W CUL133A: Thursdays, Jan 5-Mar 9, 9:15 AM to 10:30 AM

23W CUL133B: Thursdays, Jan 5-Mar 9, 5:30 PM to 6:45 PM

10 sessions \$160 (\$165 after Nov 22)

Material list: tasoc.org No senior discount or membership fee.

◆◆◆ All levels

Students in this gentle yoga class practice a blend of asanas (postures) and pranayama (breath work) to gain balance, flexibility, and strength. Take this opportunity to energize your body while becoming more relaxed in the process! Each session offers personal attention, as well as modifications to poses based on individual student needs. Please bring your own yoga mat.

POLYMER CLAY FLOWERS

Pooja Dhawan

23W MSC134: Fridays, Jan 6-Mar 10, 12:30 PM to 3:30 PM

10 sessions \$370 (\$375 after Nov 22)

Material fee \$35 Material list: tasoc.org

◆◆◆ All levels

Create lasting beautiful flowers using air-dry polymer clay. You will learn how to texture petals and leaves to make a realistic bouquet of mixed flowers and foliage, such as roses, cherry blossoms, peonies, daisies, eucalyptus, hydrangeas, sweet peas and more.

MENTOR PROGRAM

23W MEN131: Total 3 hours – to be arranged with faculty

\$200 No senior discount or membership fee

◆◆◆ All levels

Work one-on-one with a mentor from our faculty towards a personal goal or specific accomplishment. Includes: periodic meetings to review and critique work, evaluations of progress, and recommendations for future study.

Ceramics

ADULT COURSES • WINTER 2023

CERAMIC STUDIO TIME

Monitor
No senior discount
◆◆◆ All levels

Ceramics students! This is a wonderful opportunity to continue your work in the studio outside of class, during the hours listed below. You must be enrolled in a ceramics (CER) class to be eligible. The price is \$10 per session (this is a flat fee with no incremental pricing). Please sign in and pay in the studio before starting your work, and make sure to observe the posted studio rules and regulations. Discounted bulk studio time cards are available for purchase at the Front Desk.

Wednesdays* Jan 4-Mar 8, 9:15 AM to 12:15 PM
Fridays* Jan 6-Mar 10, 7:00 PM to 10:00 PM
Saturdays* Jan 7-Mar 4, 12:30 PM to 3:30 PM


*provided a monitor can be found

WHERE IT ALL BEGINS

Eileen Sackman
23W CER356: Sundays, Jan 8-Mar 5, 10:00 AM to 1:00 PM
9 sessions \$357 (\$362 after Nov 22)
Material fee – Firing fee: see chart at right
◆ Beginner

Come join us for this fun beginner class, and make your new favorite mug, bowl, or vase, while learning how to create basic ceramic forms on the pottery wheel. We will discuss form, function, glazing and design while practicing the skills learned during class. Please note: You will need to park offsite for this class; the parking lot is reserved on Sundays by the Demarest Baptist Church for services.

Marene Weinraub, student



CLAY AND FIRING FEES

(applies to all Adult Classes and Workshops)

Clay and clay tools are available for purchase at the Front Desk.

A **Ceramic Studio Handbook** is available on our website under "Ceramic Studio." Please review this before the start of each semester – especially if you are a new student.

CERAMICS CLAY PRICES:

A 25 lb bag of Stoneware clay (306, 182, 182G) is included in your class pricing, unless noted otherwise. If you work in 257 Porcelain, you will need to pay an additional \$10 fee to the front desk for your first bag of clay. Any additional bags of clay will need to be purchased at full price.

Brown Stoneware (306): \$18 per bag (25 lbs)

White Stoneware (182): \$18 per bag (25 lbs)

Porcelain: \$26 per bag (25 lbs)

Cone 10 Slip: \$20 per gallon

Recycled clay, when available, is \$5 for a 25 lb bag.

CERAMICS FIRING FEES:

Ceramics classes: \$4.50/lb for Art School clay (please note: no other clay will be fired). Firing charge covers both the bisque and the glaze firings.

Discounted bulk CER firing cards are available at the Front Desk (\$100/25lbs lbs – a savings of 50 cents per lb!).

CLAY TOOLS:

\$19 per basic tool kit; other single tools available for purchase.

SCULPTURE PRICES/FEES:

Brown Sculpture Clay (200): \$18 per bag (25 lbs)

Firing fee: \$2.50/lb, brown clay, bisque only.



ADVANCED EXPLORATION ON THE POTTER'S WHEEL

Eileen Sackman

23W CER355: Sundays, Jan 8-Mar 5, 1:30 PM to 4:30 PM

9 sessions \$357 (\$362 after Nov 22)

Material fee — Firing fee: see chart on page 6

◆ Intermediate and advanced

In this advanced level ceramic class, you will continue to develop your skills and aesthetics in clay while working on the potter's wheel. You will gain a closer connection to the material while learning to work with more advanced techniques, such as narrow neck bottles and throwing in parts to double-walled pots and more. We will discuss style, form, function, and surface treatment throughout the session. Please note: You will need to park offsite for this class; the parking lot is reserved on Sundays by the Demarest Baptist Church for services.



DeBorah Goletz, faculty

MAKING POTTERY SETS

DeBorah Goletz

23W CER284: Mondays, Jan 2-Mar 6, 9:15 AM to 12:15 PM

No class on Jan 16 or Feb 20

8 sessions \$319 (\$324 after Nov 22)

Material fee — Firing fee: see chart on page 6

◆ Intermediate and advanced

Learn to create sets of functional or decorative pottery. We will make nesting bowls, stacking jars, tea sets that nestle or dishes that store together. Fanciful or functional, we aim to make a stylish impact. Demonstrations and discussions include ways to create harmony within a set and, technically, how to make pieces that fit together formally and visually. Wheel-throwers and hand-builders are welcome.



TILE TILE TILE!

DeBorah Goletz

23W CER304: Mondays, Jan 2-Mar 6,

12:30 PM to 3:30 PM

No class on Jan 16 or Feb 20

8 sessions \$319 (\$324 after Nov 22)

Material fee — Firing fee: see chart on page 6

◆ All levels

Tile making is fun and easy. Students in this class will learn how to create molds, use a tile press, make (and break!) mosaic tiles, and install the finished product. You'll even have the option of creating a tabletop to use indoors or out. Bring pencils, graph paper or drawing paper and/or printed designs (flowers, leaves...anything that inspires you) to the first class. No drawing experience necessary.

HAVING IT ALL

Eric Lawrence

23W CER234: Mondays, Jan 2-Mar 6, 7:00 PM to 10:00 PM

No class on Jan 16 or Feb 20

8 sessions \$319 (\$324 after Nov 22)

Material fee — Firing fee: see chart on page 6

◆ All levels

The wheel, slab roller, extruder, and our hands are just some of the tools available in the studio to help us make things. But all too often and all too quickly, we tend to gravitate towards one method and forget about the rest. Taking a look at all of our resources is a great way to begin making pots or sculpture, and it's a wonderful way for experienced clay hands to find new inspiration. Come open to experimentation and bring a sense of humor.

CERAMIC JEWELRY: WEARABLE CLAY!

Naho Kambayashi

23W CER321: Tuesdays, Jan 3-Mar 7, 9:15 AM to 12:15 PM

10 sessions \$380 (\$385 after Nov 22)

Material fee \$20 Material fee – Firing fee: see chart on page 6

First bag of clay not included

◆ All levels

This class will introduce you to the art of ceramic jewelry making by combining clay with different media (metal, glass, leather wire, etc.) to create beautiful pendants, necklaces, bracelets, earrings, and more! Examples of finished jewelry and step-by-step demonstrations will guide you in making your own unique wearable clay! Some beading and wire technique will be introduced. Combining beautiful shapes, textures and glazes – the possibilities are endless! (After discussion in the first class, you will purchase your own supplies or purchase from the instructor.)

MODERN FIGURE IN CERAMIC SCULPTURE

Kathy Eisler

23W CER322: Tuesdays,

Jan 3-Mar 7, 12:30 PM to 3:30 PM

10 sessions \$395 (\$400 after Nov 22)

Material fee — Firing fee: see chart on page 6

◆ All levels

Render a figure using cylinders, coils, and slabs, and develop the form into a modern figure. The class will look at the work of Henri Moore, Matisse, and Modigliani as our guide. We will learn how to add arms, legs, clothing, faces, and gestures. With these modern and abstract sculptures, no hollowing is needed! Hand patina and glazing will be discussed and utilized to finish our projects.



Kathy Eisler, faculty



ALTERNATIVE FIRING TECHNIQUES

Eileen Sackman

23W CER363: Tuesdays, Jan 3-Mar 7, 7:00 PM to 10:00 PM

10 sessions \$395 (\$400 after Nov 22)

Material fee — Firing fee: see chart on page 6

◆ Advanced

Come ready to experiment! Students enrolled in this class will be making works using handbuilding or wheel throwing techniques. These will be used to explore various firing techniques such as barrel firing, raku, saggar, and more. Learn the history of alternative firings and explore how you can develop your understanding of various kilns and the alternative ways to treat surfaces. After the first class, various materials for inclusion in different firings will be determined in class.



LEARNING TO THROW

Megan Carli

23W CER339: Wednesdays, Jan 4-Mar 8, 12:30 PM to 3:30 PM

10 sessions \$395 (\$400 after Nov 22)

Material fee – Firing fee: see chart on page 6

◆ Beginner

Come join the fun! In this class, students will learn all of the basic skills needed to create their own unique tableware. Through instructor demos, one-on-one instruction, and ample practice, students will learn the art of centering, trimming, building handles, surface decorations, and glazing. No clay experience necessary.

EAT, DRINK, AND BE MERRY

Susan Bogen

23W CER242: Wednesdays, Jan 4-Mar 8, 7:00 PM to 10:00 PM

10 sessions \$395 (\$400 after Nov 22)

Material fee — Firing fee: see chart on page 6

◆ Intermediate and advanced

Come make luscious pots designed to hold, serve, and prepare food. We will start with drinking vessels and move on to pitchers and teapots, then create serving bowls, platters, and baking casseroles. Wheel-throwing and altering are the primary methods explored; emphasis will be on glazing and decorating as well. Bring a strong appetite for making beautiful pots; our goal will be a potluck feast at the end of the semester to try out our new pieces.

WHEEL THROWING WITH ALTERATIONS AND STAMPING

Joy Lynn Yucht

23W CER360: Thursdays, Jan 5-Mar 9, 9:15 AM to 12:15 PM

10 sessions \$395 (\$400 after Nov 22)

Material fee — Firing fee: see chart

◆ All levels

In this class, students will refine their wheel-throwing skills while exploring surface decoration using alterations and stamp/sprig mold designs. Students will create personal and unique stamps and sprig molds to use on their pieces. This class can suit all potters from beginners to advanced, by expanding their aesthetic and technique.

GETTING BEHIND THE (POTTER'S) WHEEL

Alisen Herman

23W CER349: Thursdays, Jan 5-Mar 9, 12:30 PM to 3:30 PM

10 sessions \$395 (\$400 after Nov 22)

Material fee — Firing fee: see chart on page 6

◆ Beginner

Have you always wanted to learn to throw on the potter's wheel? Learn the fundamentals and make cylinders, cups, bowls and more in this beginner class. You will be guided through the process of preparing clay, throwing, shaping, and trimming your pieces. Students will also discover their creative voice through basic surface decoration and glazing. This class is best for beginners and those who need a refresher class.

CREATIVE BLOCK

Monitor

23W CER353: Thursdays, Jan 5-Mar 9, 6:00 PM to 10:00 PM

10 sessions \$270 (\$275 after Nov 22)

Material fee — Firing fee: see chart on page 6

First bag of clay not included

◆ Intermediate and advanced

Join other advanced ceramic students in a creative and supportive environment in this private ceramic studio time. By registering, students are guaranteed time to work on their projects as well as their own single shelf space. This class has no instruction and is for advanced level students only. Please note: only students who have taken a ceramics class with us in the past are eligible for this advanced studio time.

George Taylor, faculty



NEW!

CONTINUED ADVENTURES IN CLAY

George Taylor

23W CER365:

Fridays, Jan 6-Mar 10, 9:15 AM to 12:15 PM

10 sessions \$395 (\$400 after Nov 22)

Material fee — Firing fee: see chart on page 6

◆ Intermediate and advanced

In this intermediate class working with clay, come and share your spirit and energy with others doing the same. Make art in a comfortable, welcoming, and supportive environment and advance your skills to the next level. Bring your ideas and watch them develop into exciting objects.

DR. FRANKENSTEIN'S LAB

Megan Carli

23W CER364: Fridays, Jan 6-Mar 10, 12:30 PM to 3:30 PM

10 sessions \$380 (\$385 after Nov 22)

Material fee \$25 Material fee — Firing fee: see chart on page 6

First bag of clay not included

◆ Intermediate

This class will focus on how to use slip cast forms to create fun and wildly entertaining sculpture. During the semester we will be experimenting with pre-made slip cast molds as well as new molds that will be produced during the class. Students will gain a well-rounded understanding how to use casting slip in all its forms and how to reassemble a casting to create a unique piece of art.

FIGURE SCULPTURE

Irina Lakshin

23W SCU115: Wednesdays, Jan 4-Mar 8, 7:00 PM to 10:00 PM

10 sessions \$455 (\$460 after Nov 22)


Material fee — Firing fee: see chart on page 6

Material list: tasoc.org Model each session

◆ All levels

This course provides a progressive approach to clay modelling from the life model. Students will learn how to sculpt a figure from observation. They will learn how to develop the abstract composition of the body: to understand and control contour in three dimensions, to resolve organic volume, to achieve dynamism through form. To make a finished piece, students will learn how to hollow the clay sculpture for firing in the kiln.





Kyeong Keun No, faculty

OPEN STUDIO: LIFE DRAWING

Monitor

23W DRA026: Saturdays, Jan 7-Mar 4, 9:15 AM to 12:15 PM

9 sessions \$165/member (\$170 after Nov 22)

\$210/non-member (\$215 after Nov 22)

Or per session: \$20/member \$25/non-member

Model each session No senior discount

🌀 ■ ◆ All levels

Come join a community of artists and students in a creative and supportive environment and hone your skills at drawing from life. Live model each session from short 1-minute gestural poses working up to longer 20-minute sittings. Expand your life-drawing vocabulary in the company of other artists, each bringing their own focus and experience to the studio. A wonderful way to get in that extra practice.

NEW! DRAW IN COLOR

Kyeong Keun No

23W DRA111: Mondays, Jan 2-Mar 6, 12:30 PM to 3:30 PM

No class on Jan 16 or Feb 20

8 sessions \$313 (\$318 after Nov 22)

Material fee \$5 Material list: tasoc.org Model 3 sessions

🌀 ■ ◆ All levels

This fine arts class will give students the opportunity to learn how to create a fully rendered image using color. They will employ color theory, color mixing, and carefully selected color schemes as they learn to translate a three-dimensional form into a two-dimensional artwork. Subject matter will include still life drawing, landscape, portraiture, drawing from reference vs. drawing from life, lessons from the old masters, and demonstrations from the instructor.

ONLINE!

DRAWING FOR THE ABSOLUTE BEGINNER

Maud Guilfoyle

23W VDRA109: Mondays, Jan 2-Mar 6, 12:30 PM to 2:30 PM

No class on Jan 16 or Feb 20

8 sessions \$192 (\$197 after Nov 22)

Material fee \$10 Material list: tasoc.org

🌀 Beginner

Everyone can draw – all that is needed is desire and time to practice. Each class will begin with a demo, continue with individual guidance and end with discussion. We will start with marks and patterns made with pencil, and gradually add other media: colored pencils, pen and ink, and markers. Each class will have a still life set up to draw – basic shapes, spheres, boxes and shapes from nature – but as the course progresses, the still lifes will become more complex. The last two weeks will be drawn from the student's own setup.

NEW! INTRO TO DRAWING

Kyeong Keun No

23W DRA112: Mondays, Jan 2-Mar 6, 7:00 PM to 10:00 PM

No class on Jan 16 or Feb 20

8 sessions \$306 (\$311 after Nov 22)

Material fee \$5 Material list: tasoc.org Model 2 sessions

🌀 Beginner

This beginner drawing course will teach students how to improve their ability to draw from life. They will hone their observational skills and their ability to create three dimensional planes of a fully rendered drawing using shade, light, and basic forms. These techniques are hundreds of years old, dating back to the old masters. Other topics to be covered include composing portraits, working from reference vs. observation, as well as demonstrations and lectures from the instructor.



CLASSICAL METHODS IN DRAWING

Dana DiMuro

23W DRA110: Tuesdays, Jan 3-Mar 7, 9:15 AM to 12:15 PM

10 sessions \$360 (\$365 after Nov 22)

Material fee \$10 Material list: tasoc.org

🌀 Beginner

The ability to draw accurately from life is a basic artistic requirement. Students will be taught to not only copy their subjects but instead, learn to translate nature in a way that is both accurate and artistically beautiful. Develop your powers of draftsmanship, study works of the Old Masters, and gain a deep, practical understanding of the materials and methods of drawing. Concepts will be reinforced while you learn "how to see" from direct observation. Students will become familiar with formal elements like lines, negative/positive space, composition, and value. Demonstrations will introduce you to various techniques such as crosshatching and shading to help you express the form more completely. You will grow your skills and perceptions beyond what you already know about drawing.

FIGURE DRAWING: SHORT & LONG POSE

Brian Bailey

23W DRA103: Tuesdays, Jan 3-Mar 7, 6:00 PM to 9:00 PM

10 sessions \$440 (\$445 after Nov 22)

Material list: tasoc.org Model each session

🌀 ■ ◆ All levels

This class will include demonstrations and guided instruction in building a structural figure study. Shorter poses will be followed by a long pose to allow students to focus on and achieve tonal solidity in a variety of dry media. Some drawing experience is recommended. While every effort is made to secure both female and male models, we cannot guarantee an even ratio.

DRAWING: BEYOND BASICS

Margery Theroux


23W DRA099: Wednesdays, Jan 4-Mar 8, 12:30 PM to 3:30 PM

10 sessions \$384 (\$389 after Nov 22)

Material list: tasoc.org Model 3 sessions

■ Intermediate

Students must have a foundation in basic drawing in this class. Attention will continue to focus on perfecting technique, understanding dynamic composition, and approaching a variety of textures. Drawings of the past and present will also be explored. Demonstrations will be given weekly. The last three classes will focus on figure drawing.



Brian Bailey, faculty



Margery Theroux, faculty

EXPERIMENTAL DRAWING

Margery Theroux

23W DRA105: Wednesdays, Jan 4-Mar 8, 7:00 PM to 10:00 PM

10 sessions \$384 (\$389 after Nov 22)

Material fee \$5 Material list: tasoc.org

Model 3 sessions

◆ Advanced

Use your skills to plan and develop concepts. This gives the student opportunities to explore experimental composition and subject matter. Put techniques you have developed in previous classes to work. We will explore artists of the past and present. The last three classes are with the figure.

Painting (pastel/acrylic/oil)

ADULT COURSES • WINTER 2023



PAINTING & DRAWING: A GUIDED EXPLORATION

Polly King

23W PAI126:

Tuesdays, Jan 17-Mar 7, 9:15 AM to 12:15 PM

8 sessions \$300 (\$305 after Nov 22)

Material list: tasoc.org Model 2 sessions

◆◆◆ All levels

This course is designed to help artists improve both their technique and discover fresh ways of seeing. Working from a combination of warm-up drawing sessions, still-lifes referencing both modern and traditional paintings, and sessions with live models, students will be encouraged to experiment with structure, style, and method. As works unfold week by week, students will be offered personalized critiques and suggestions of different approaches to try – often by showing

examples of how painters in the last two centuries dealt with similar challenges. Students will finish the course with several completed works reflecting their evolving artistic vision and a deeper understanding of how expression and technique intertwine. Oil or acrylic paints are welcome, as are the drawing materials of your choice.

INTRODUCTION TO SOFT PASTEL

Brian Bailey

23W PAI155: Mondays, Jan 2-Mar 6, 9:15 AM to 12:15 PM

No class on Jan 16 or Feb 20

8 sessions \$308 (\$313 after Nov 22)

Material fee \$14 Material list: tasoc.org Model 3 sessions

◆◆◆ All levels

Learn the beauty of the vibrant medium of pastel! This class will include demonstrations and individual instruction in the fundamentals of working with pastels. Pastel is used as both a fundamental drawing and painting medium as well as an expression of gestural color to traditional drawing methods. Discussion on techniques such as underpainting and blending will help build towards creating balanced color and tonal studies from observational subject matter of still life and the figure. All levels are welcome.

DRIVEN TO ABSTRACTION!

Judy Schaefer

23W PAI141: Mondays, Jan 2-Mar 6, 12:30 PM to 3:30 PM

No class on Jan 16 or Feb 20

8 sessions \$288 (\$293 after Nov 22)

Material list: tasoc.org

◆◆ Intermediate and advanced

This course is about having a good idea, whether referential or non-objective, and using one's medium to confirm it. We begin class with a group discussion of each student's current work. Because this is reflective of their very different journeys, we are able to explore and compare their diverse approaches to the structuring of pictorial space and to the expressive use of form, color, line, rhythm, and surface. Whether your goal is to find your focus or to gain more control of process, join us! Advanced painters new to abstraction are welcome. Oil, acrylic, or pastel.

TECHNIQUES IN CLASSICAL PAINTING

Dana DiMuro

23W PAI163: Tuesdays, Jan 3-Mar 7, 12:30 PM to 3:30 PM

10 sessions \$360 (\$365 after Nov 22)

Material fee \$10 Material list: tasoc.org

◆ Beginner

This class aims to train the artist to acquire an understanding of the works and methods of the Old Masters while gaining their own creative self-confidence in this contemporary world. Students will receive individual attention with a demonstrative and hands-on approach to the fundamentals of painting. Students will learn how to approach the process of painting – the use of light in the composition and the effects of light and shadow on nature as we work from various still life set ups. We will draw our still life first, then transfer those to our canvases. Designed for beginner painters, or those who have been away from making art for a while. This class is also open to intermediate painters who want to take a step back and discover what they may have missed from the start. Oils or acrylics, but oils preferred.



PORTRAITS & MORE

Amy Dudash Robinson

23W PAI137: Wednesdays,
Jan 4-Mar 8, 9:15 AM to 12:15 PM
10 sessions \$440 (\$445 after Nov 22)
Material list: tasoc.org
Model each session
◆ All levels

This class explores the essentials of portraiture, starting with a modified old master technique. Working from a live clothed or costumed model, we will discuss anatomy, proportions, color temperature, values, and other keys to capturing the likeness of a sitter. Each class starts with a warm-up drawing exercise. Artists are coached and guided through each phase of creating a portrait. You may also work from photos or a still life of any subject matter. Individual instruction and critiques are given with attention to personal goals. All skill levels are welcome. Oil or acrylic, but oils are preferred.



Elaine Sinowitz, student

ONLINE! ABSTRACTION: HISTORY, POSSIBILITY AND CRITICAL THINKING

Judy Schaefer

23W VPAI162: Wednesdays, Jan 4-Mar 8, 12:30 PM to 2:30 PM
10 sessions \$240 (\$245 after Nov 22)
Material list: tasoc.org
◆ All levels

Abstraction is often thought of as a wild ride driven by intuition, and it can be just that. But it is hard to improve when "good" art is only a matter of gut feeling. We need to establish criteria that allows us to make our work better. With the media of your choice, we will consider how effectively form, color, line and gesture can be used in pictorial space to build integrated and expressive compositional structure. This is a course for those with some experience who are open to a correlation of "how to" with art history.

Painting (acrylic/oil)

NEW! CREATING A NARRATIVE WITH CONTEMPORARY FIGURES

Vesselina Traptcheva

23W PAI164:
Thursdays, Jan 5-Mar 9, 9:15 AM to 12:15 PM
10 sessions \$408 (\$413 after Nov 22)
Material list: tasoc.org Model 6 sessions
◆ Intermediate and advanced

This class will be conducted as an independent studio with guidance from the instructor to help students develop their own practices. In addition, 6 sessions with a live model will be provided for the students who are interested in working from direct observation. The

models will be dressed and accessorized in settings set up to create an atmosphere with interesting elements. These life painting/drawing sessions will concentrate on creating a narrative, improvisation, or inspired abstraction, all of which can help you develop your own technique and aesthetic preferences. While topics on traditional figures such as proportions and composition will be reviewed, the focus of the work will fall on exploring possibilities of developing a personal approach to contemporary figures. All subjects and media are welcome.

ANYONE CAN PAINT

Amanda Wilson

23W PAI133: Thursdays, Jan 5-Mar 9, 7:00 PM to 10:00 PM
10 sessions \$360 (\$365 after Nov 22)
Material list: tasoc.org
◆ Beginner and Intermediate

Find and enable your inner artist. Learn to see like an artist and gain the painting skills you've always wanted. Topics covered include line, shape, color, and composition. We will be working from still life and reference images. Enjoy the process of painting and learn to quiet the critic within. With practice, anyone can learn to paint! Continuing students are welcome. Acrylic only.

PAINTING FROM START TO FINISH

Margery Theroux

23W PAI149: Saturdays, Jan 7-Mar 4, 12:30 PM to 3:30 PM
9 sessions \$346 (\$351 after Nov 22)
Material list: tasoc.org Model 3 sessions
◆ Intermediate and advanced

Hone your painting skills or start from the very beginning. This class allows creative experimentation with materials, techniques, and a variety of subject matter: still life, portraits, life model, and photos. As you journey through learning and practicing the craft, your individual style will emerge. Learn color mixing, composition, and how to get the most out of each stroke of paint on your canvas. Oil or acrylic.



Painting(watercolor)

ADULT COURSES • WINTER 2023

HYBRID! CHINESE BRUSH PAINTING: A DIFFERENT APPROACH

Jane Chang

In-studio 23W WAT102A:

Mondays, Jan 2-Mar 6, 7:00 PM to 9:00 PM

8 sessions \$192 (\$197 after Nov 22)

No class on Jan 16 or Feb 20

In-studio 23W WAT102B:

Saturdays, Jan 7-Mar 4, 9:15 AM to 12:15 PM

9 sessions \$324 (\$329 after Nov 22)

Online 23W VWAT102C:

Saturdays, Jan 7-Mar 4, 9:15 AM to 12:15 PM

9 sessions \$324 (\$329 after Nov 22)

Material list: tasoc.org

◆ All levels

This class will start with a brief introduction to the art and soul of Chinese brush painting. There will be demonstrations of flowers and landscapes followed by the opportunity to paint. We will focus on quality of strokes, color preparation, rhythm, movement, energy, composition, and more. We'll also cover some special techniques using salt, milk, coffee, tea, splashing, pressing, rubbing, etc. Let the spontaneous harmony and rhythm of Chi (energy) dominate and flourish and you will learn and master the beauty of this timeless medium in no time.

Please note: When registering, make sure you choose the correct section – either in-studio or online.

JOY OF WATERCOLOR

Marilyn Rose

23W WAT092: Wednesdays, Jan 4-Mar 8, 9:15 AM to 12:15 PM

10 sessions \$384 (\$389 after Nov 22)

Material fee \$5 Material list: tasoc.org Model 3 sessions

◆ All levels

Discover a fresh, loose approach to watercolor. Learn to work with, not against, the medium to create dynamic paintings which seem to paint themselves. Emphasis will be on color mixing, shape making, and loose brushwork as a common approach to all kinds of subject matter, including still life, portraits, and figures. Classes include demonstrations and brief critiques, leaving plenty of time for you to apply the principles you have learned to your own paintings. Students enrolling in this class should have previous drawing experience.



Jane Chang, faculty

BEYOND THE JOY OF WATERCOLOR

Marilyn Rose

23W WAT104: Wednesdays, Jan 4-Mar 8, 12:30 PM to 3:30 PM

10 sessions \$384 (\$389 after Nov 22)

Material fee \$5 Material list: tasoc.org Model 3 sessions.

◆ Advanced

For students who have already taken Marilyn's *Joy of Watercolor* class. This class will lead you further along your watercolor journey, helping you stretch yourself creatively and sharpen your artistic voice. Emphasis will be on guided exercises that let you explore working in a series (using reference materials as a jumping off point) and going deeper into techniques as we try out different materials, tools, and means of applying paint.

EXPLORING WATERCOLOR TECHNIQUES

Tenn Lu

23W WAT101: Fridays, Jan 6-Mar 10, 12:30 PM to 3:30 PM

10 sessions \$360 (\$365 after Nov 22)

Material list: tasoc.org

◆ All levels

Looking for fresh ways to create a better painting? This is a wonderful opportunity to learn new skills or take your watercolor abilities to the next level. The first class will begin with basics; more advanced and unconventional techniques will be introduced gradually in each new class. Individual attention and step-by-step demonstrations will be provided. Drawing experience is helpful.



Hank Gans, faculty

LANDSCAPE & NATURE PHOTOGRAPHY WITH MIXED MEDIA

Cynthia Soroka-Dunn

23W PHO071: Tuesdays, Jan 3-Mar 7, 12:30 PM to 3:30 PM

10 sessions \$360 (\$365 after Nov 22)

Material fee \$35 Material list: tasoc.org

🌀 ■ ◆ All levels

Are you interested in learning about the beautiful world around you? Taking photographs of landscapes and nature will inspire and excite you. In this class, students will learn the best times to take photographs, how to frame a photograph, how to work with natural light, and composition. How to share photographs on social media with family and friends as well as selling photos online will also be covered. How to create your own website with nature photography can also be discussed. During the class there will be times we take your photographs and have you turn them into paintings and drawings. By the last day of class, everyone will have a beautiful 11x14 inch photograph they can take home. Learn something wonderful about the world around you in this nature and landscape class. Please bring a digital camera – a cell phone is also acceptable for those without an actual camera.

ONLINE! DIGITAL PHOTOGRAPHY: THE BASICS

Ray Turkin

23W VPHO043: Tuesdays, Jan 3-Mar 7, 7:00 PM to 10:00 PM

No class on Feb 14

9 sessions \$324 (\$329 after Nov 22)

🌀 Beginner

Whether you take pictures on vacation or photograph your family and friends at home, this course will improve your skills and help make you a better photographer. It is applicable to users of DSLR and mirrorless cameras, as well as advanced point-and-shoot cameras, and will teach you the basics of digital photography. We will discuss the fundamentals of camera operation and the concepts of exposure, depth-of-field, composition, and lighting to help you create more beautiful images. You will also learn the basics of processing digital images on your computer. Participants will be given the opportunity to put what they learn into practice by photographing during the classroom sessions and through homework assignments. Please bring your digital camera (DSLR, mirrorless, or advanced point-and-shoot), camera battery, memory card, lenses, and user's manual to class.

A SNEAK PEEK TO DOCUMENTARY FILMMAKING

Nitsan Tal

23W PHO073: Tuesdays, Jan 3-Mar 7, 6:00 PM to 9:00 PM

10 sessions \$360 (\$365 after Nov 22)

Material list: tasoc.org

🌀 ■ ◆ All levels

Have you ever wondered what it would take to make a film about a person or a subject you care deeply about? In this course, you will learn the basics of documentary filmmaking and will explore, step by step, the various elements used to construct a movie. By the end of the course, you will have completed a short film on the subject of your choice. No prior experience is necessary, but you will need a Mac laptop that you can bring to class and some form of video camera (later-model phones, iPhone or Android, are sufficient). Filming your chosen subject and acquiring other materials will require a few hours of your time between classes every week.

ADOBE LIGHTROOM CLASSIC

George Garbeck

23W PHO063A: Thursdays, Jan 5-Mar 9, 7:00 PM to 10:00 PM

23W PHO063B: Fridays, Jan 6-Mar 10, 9:15 AM to 12:15 PM

10 sessions \$360 (\$365 after Nov 22)

🌀 ■ Beginner and Intermediate

Take your photos from the ordinary to the extraordinary! Used by more amateur and professional photographers than any other photo editing software, Lightroom Classic is the essential tool for organizing, editing, and sharing our photography. Designed by the creators of Photoshop, it offers a rich set of tools for keeping track of your photos. Its editing tools are intuitive, powerful, and non-destructive. Lightroom Classic, the latest version of the original will be featured, but students with older versions can still benefit from this class. You will need a laptop (PC or Mac) with Lightroom, a mouse, and a card reader. Later classes will require a memory card with photos.



Barbara Bell, faculty

PRINTMAKING: PUSHING THE LIMITS

Barbara Bell

23W PRI086: Thursdays, Jan 5-Mar 9, 9:15 AM to 12:15 PM

10 sessions \$360 (\$365 after Nov 22)

Material fee \$35 Material list: tasoc.org

◆ All levels

Cast a fresh eye on techniques in relief printing and collage, including carving, linocuts, plate making, chine collé, and more! Explore the use of non-traditional plates and printmaking papers. From using inked up gears and cogs, horseshoes, and more on old book pages, maps, and ephemera of all types, the possibilities are endless. Learn different processes from hand-rubbed printing (great for working at home) to the operation of TASOC's Charles Brand press to create unique images as well as edition prints. Add additional colors through monoprinting and basic registration. With demonstrations and design consideration, this course offers both hands on guidance for beginners and an inspirational creative space to keep experienced printmakers moving forward with their practice.



NEW! MIXED MEDIA EXPLORATIONS

Eileen Ferara

23W MIX020: Mondays, Jan 2-Mar 6, 9:15 AM to 12:15 AM

No class on Jan 16 or Feb 20

8 sessions \$288 (\$293 after Nov 22)

Material fee \$10 Material list: tasoc.org

◆ All levels

Explore the joy of combining different media in your artwork! In this course we will experiment with combining materials and working on different surfaces to open new ways of painting. Mixed Media is a blend of various art materials and paint, fiber, printmaking, collage, and drawing are just samples of what we will use. Students will have the opportunity to create figurative or abstract works. Various techniques will be demonstrated and tested while we focus on good composition and creative approaches.

ONLINE! TURNING ART INTO ACTION

Kathryn Eddy

23W VMIX013: Mondays, Jan 2-Mar 6, 7:00 PM to 10:00 PM

No class on Jan 16 or Feb 20

8 sessions \$288 (\$293 after Nov 22)

Material list: tasoc.org

◆ Intermediate and advanced

Standing up for something you believe in through your art! This class will help students move beyond technical skills to focus on content. We will look at activist-driven art and discuss how to turn our ideas into action. Collage, drawing, painting, and mixed media will be used to take our thoughts from concept to artwork.



Gail Rutigliano, student

BASKETRY: FROM CRAFT TO ART

Sandra Kehoe

23W BAS038: Tuesdays, Jan 3-Mar 7, 7:00 PM to 10:00 PM
10 sessions \$360 (\$365 after Nov 22)

Material fee \$45 Material list: tasoc.org

🌀 ■ ◆ All levels

This course opens the doors into the world of basket weaving. Learn the basics of construction and build baskets that are both functional and decorative. Pattern work with rattan reeds will highlight traditional weaving techniques. We'll also use natural materials with a freeform approach to create and shape baskets that are artistically unique. No prior experience needed. Students will make 2 to 3 or more baskets depending on how quickly they work.



HYBRID! NEEDLE FELTING

Christine Hsiao

In-studio 23W FAB055A: Thursdays, Jan 5-Mar 9, 12:30 PM to 3:30 PM

Online 23W VFAB055B: Thursdays, Jan 5-Mar 9, 12:30 PM to 3:30 PM

10 sessions \$360 (\$365 after Nov 22)

Material fee payable to instructor.

🌀 ■ ◆ All levels

Needle felting is a process which uses a barbed needle to interlock wool fibers to form a more condensed material. In this class, students will learn the various techniques of this fiber art form. We will explore a range of different materials and work towards integrating our inspirations into our fiber arts. Wool can be sculpted into any desired shape and different pieces can be connected using the felting needle – no glue or sewing is required. Characters will be inspired from the scenes of nature, picture books, or your favorite animals! Various textiles, modeling clay, wooden dowels, and more can be used to create miniature accessories and furniture to accompany the main work.

THE ART OF HAND EMBROIDERY

Susie Levy

23W FAB062A: Fridays, Jan 6-Feb 3, 9:15 AM to 12:15 PM

23W FAB062B: Fridays, Feb 10-Mar 10, 9:15 AM to 12:15 PM

5 sessions \$180 (\$185 after Nov 22)

Material list: tasoc.org

🌀 ■ ◆ All levels

Enjoy a modern take on this traditional craft. We will cover the basics – straight, chain, split, and stem stitches, French knots, and leaf stitches – plus some more advanced techniques, including woven stitches and dimensional work. We'll discuss how to hoop fabric, transfer designs, and choose the best stitch for a given area. Tools and materials, how to embroider garments and accessories, and how to finish pieces for display will also be covered. Participants will execute a stitch-along image and an original design, both suitable for display upon completion.

MIXED LEVEL KNITTING

Susie Levy

23W FAB061A: Fridays, Jan 6-Feb 3, 12:30 PM to 3:30 PM

23W FAB061B: Fridays, Feb 10-Mar 10, 12:30 PM to 3:30 PM

5 sessions \$180 (\$185 after Nov 22)

Material list: tasoc.org

🌀 ■ ◆ All levels

Enjoy the company of fellow knitters while you receive personalized assistance and instruction on the project(s) of your choice. Master a new technique, such as cables, knitting in the round, or making socks; learn how to fix common mistakes, including picking up dropped stitches and correcting twisted ones; or learn to decipher and execute a complex pattern. This class is essentially for All Levels beginning with someone who knows how to cast on, knit, and purl — essentially an advanced beginner.

MENTOR PROGRAM

23W MEN131: Total 3 hours – to be arranged with faculty

\$200 No senior discount or membership fee

🌀 ■ ◆ All levels

Work one-on-one with a mentor from our faculty towards a personal goal or specific accomplishment. Includes periodic meetings to review and critique work, evaluations of progress, and recommendations for future study.

Jewelry/Metalsmithing



Elizabeth Tokoly, faculty



ADULT COURSES • WINTER 2023

JEWELRY STUDIO TIME

Monitor

23W JELSTU: Wednesdays, Jan 4-Mar 8, 7:00 PM to 10:00 PM

10 sessions \$170

No senior discount

◆◆ Intermediate and advanced

Jewelry Students! This is an opportunity to work independently and share bench time in an environment of artistic intellectual exchange and the companionship of peers. To be eligible to register, you must be taking a jewelry class at The Art School.

METALS, ETC.

Susan Kasson Sloan

23W JEL073A: Mondays, Jan 2-Mar 6, 9:15 AM to 12:15 PM

23W JEL073B: Mondays, Jan 2-Mar 6, 12:30 PM to 3:30 PM

No class on Jan 16 or Feb 20

8 sessions \$300 (\$305 after Nov 22)

Material fee payable to instructor

◆◆◆ All levels

Learn how to turn a flat sheet of metal into a personal, wearable object. Saw, file, sand, solder and texture the metal to make pendants, brooches, rings, and more! Combine gems and found objects with the metals we use in the studio to make unique pieces of jewelry.



Naho Kambayashi, faculty

CREATIVE METALSMITHING AND JEWELRY

Naho Kambayashi

23W JEL090A: Mondays, Jan 2-Mar 6, 7:00 PM to 10:00 PM

No class on Jan 16 or Feb 20

8 sessions \$300 (\$305 after Nov 22)

23W JEL090B: Thursdays, Jan 5-Mar 9, 9:15 AM to 12:15 PM

23W JEL090C: Thursdays, Jan 5-Mar 9, 12:30 PM to 3:30 PM

10 sessions \$375 (\$380 after Nov 22)

Material fee payable to instructor

◆◆◆ All levels

Learn to create your original metal jewelry or handmade object! Put your designs and ideas into shape by learning to saw, form, forge, solder, rivet, and much more! Whether you need the basics or are looking for new metalsmithing skills or jewelry techniques, have fun creating something unique, beautiful, and wearable! Metal is a wonderful, versatile material that works well with other media. Students are encouraged to be inquisitive while exploring and experimenting with different materials.

BASIC BLING

Elizabeth Tokoly

23W JEL087: Tuesdays, Jan 3-Mar 7, 9:15 AM to 12:15 PM

10 sessions \$375 (\$380 after Nov 22)

Material fee payable to instructor Material list: tasoc.org

◆ Beginner

Always wanted to learn to make jewelry? Beginners and advanced beginners will move through a series of foundational skills to learn the tools and techniques needed to make your own jewelry. The focus will be on aspects of jewelry making including: clean up (filing to polishing), cold connection (rivets, jump rings), texturing metal (hammer, roll printing), soldering (sweat soldering, probe) and bezel setting both round and fancy shapes. Student designs will dictate material to be purchased.

Jewelry/Metalsmithing/Glass

JEWELRY TECHNIQUES AND DESIGN

Elizabeth Tokoly

23W JEL088: Tuesdays, Jan 3-Mar 7, 12:30 PM to 3:30 PM

10 sessions \$375 (\$380 after Nov 22)

Material fee payable to instructor Material list: tasoc.org

◆ Intermediate and advanced

Intermediate students will move through a series of core projects to build a foundation, including step bezel setting: for round and fancy shaped stones, embellishment: roll printing and hammer textures, soldering: probe and appliqué, filing to polishing, flex shaft, hollow forms, several types of prong settings for rose cut stones or found objects and tube setting. Findings will be covered throughout the class. Projects will take a series of sessions to complete, based on design. Upon completion, a curriculum specific to your design style/technical direction will be created. Advanced students may work on individual projects with guidance from the instructor. Learn the technical and problem-solving skills necessary to create your own jewelry designs from drawings to finished pieces. Materials listed are for step bezel project.



Stephanie Maddalena,
faculty

JEWELRY FROM BASICS TO BEYOND

Irene Pluntky-Goedecke

23W JEL014A:

Wednesdays, Jan 4-Mar 8, 9:15 AM to 12:15 PM

23W JEL014B:

Wednesdays, Jan 4-Mar 8, 12:30 PM to 3:30 PM

10 sessions \$375 (\$380 after Nov 22)

Material fee payable to instructor

◆ All levels

Students learn basic jewelry-making skills such as sawing, filing, and soldering. Jewelry you would like to “recycle” can be redesigned. Simple bead-stringing techniques are taught. Critiques and help with problem solving are offered to all students.



JEWELRY FROM CONCEPT TO COMPLETION

Ellen Cohen

23W JEL094: Saturdays, Jan 7-Mar 4, 12:30 PM to 3:30 PM

9 sessions \$338 (\$343 after Nov 22)

Material fee payable to instructor

◆ All levels

No matter what you want to make— a ring, a cuff, a pair of earrings, a pendant—all good design starts with an idea. In this class we will talk about the many different ways to take a piece from initial design to completion. I will guide you in how to construct a piece and teach the processes to make that happen. We will also address texture, form and finishing. No matter your skill level, each student will have the guidance to help bring their ideas to fruition. Beginners will learn sawing, hammer textures, soldering, and finishing. Projects will be given, or if students prefer, they are free to work on their own projects.



GLOWING GLASS: FLAMEWORKED BEADS

Stephanie Maddalena

23W GLA005A: Thursdays, Jan 5-Mar 9, 7:00 PM to 10:00 PM

23W GLA005B: Fridays, Jan 6-Mar 10, 9:15 AM to 12:15 PM

23W GLA005C: Fridays, Jan 6-Mar 10, 12:30 PM to 3:30 PM

10 sessions \$385 (\$390 after Nov 22)

Material fee \$70 Additional materials available for purchase

◆ All levels

Take a rod of cold glass, turn it in the flame of a torch, and learn to manipulate it into extraordinarily beautiful flameworked beads, both decorative and practical. Glass beads have incredible depth and can be embedded with flowers and patterns or worked into intricate floral shapes and sculptures. Both beginners and the experienced will have fun learning the latest techniques. If you are new to this art form, beware...it can be quite addictive!

Young Artists Program

Our Young Artists program is designed to encourage creativity, with an emphasis on process rather than product. Children and teens can explore a variety of art forms online and in person this season. Most importantly, positive acceptance of each child's artistry builds confidence and enhances self-worth. **Please note:** in-studio classes are designed in accordance with NJ state covid guidelines. School protocols are accessed continually to ensure safety.

SECURITY RULES REQUIRE THAT YOU COME INTO THE SCHOOL TO DROP OFF AND PICK UP YOUR CHILD FOR IN-STUDIO CLASSES.

CLAY: HANDBUILDING

Kathy Eisler

23W CHI015: Mondays,
Jan 2-Mar 6, 3:45 PM to 5:15 PM
No class on Jan 16 & Feb 20
8 sessions \$184
(\$189 after Nov 22)
Material fee \$30
8-10 years

Children complete projects as they develop basic clay handbuilding skills. We use coils and slabs to create fantasy animals, personalized masks and more as we explore the limitless potential of clay. Both functional and sculptural projects are explored. Experimentation is encouraged.



DRAWING AND PAINTING

Paul Mores

23W CHI245: Mondays, Jan 2-Mar 6, 3:45 PM to 5:15 PM
No class on Jan 16 & Feb 20
8 sessions \$180 (\$185 after Nov 22)
Material fee \$25
10-13 years

In the drawing section of the class, students will be given guided projects and exercises that will cover the use of line, tone (light and shadow), spaces (negative and positive), and relationships (perspective, proportion, etc.). Students will work with graphite, charcoal, marker, soft pastel, and colored pencil. Students will also learn about and implement painting techniques of famous artists using watercolor, acrylic, oil pastel, and other related materials.



MIXING IT UP WITH PHOTOGRAPHY

Cynthia Soroka-Dunn

23W CHI265A: Mondays, Jan 2-Mar 6, 3:45 PM to 5:15 PM
8-10 years
No class on Jan 16 & Feb 20
8 sessions \$180 (\$185 after Nov 22)

23W CHI265B: Wednesdays, Jan 4-Mar 8, 3:45 PM to 5:15 PM
10-13 years
10 sessions \$225 (\$230 after Nov 22)
Material fee \$35

Are you interested in learning about the beautiful world around you? Taking photographs of nature and landscapes will inspire and excite you. Students will learn the best times to take photographs and how to work with natural light and composition. Kid's will learn photography but then transform their images by transferring them into drawings, paintings, and collages. By the last day of class, everyone will have a beautiful 11x14 inch photograph they can take home and frame. So let's learn something wonderful about the world around us! Please bring a digital camera to each class – a cell phone is also acceptable for those without an actual camera.





NEW! AROUND THE WORLD

Karen Elder

23W CHI268: Mondays,
Jan 2-Mar 6, 3:45 PM to 5:15 PM
No class on Jan 16 & Feb 20
8 sessions \$180 (\$185 after Nov 22)
Material fee \$30
7-8 years

Travel with us to explore interesting works of art from cultures around the world. We will find inspiration from both traditional folk art and contemporary art created in Africa, Asia, Australia, Europe, and North and South America. Projects will include drawing, painting, printmaking, collage, clay, and sculpture.

DRAWING ESSENTIALS

Paul Mores

23W CHI198: Tuesdays, Jan 3-Mar 7, 3:45 PM to 5:15 PM
10-13 years
10 sessions \$225 (\$230 after Nov 22)
Material fee \$30

How much can an artist get out of a pencil? This course is for young artists who love to draw. The basic skills of line drawing, form, shading, perspective and composition will be taught. We will be working with these elements towards finished pencil pieces. General instruction will be given to the class and then individual attention will address each student's specific needs.

AMAZING ANIMALS

Karen Elder

23W CHI203: Tuesdays, Jan 3-Mar 7, 3:45 PM to 5:15 PM
10 sessions \$225 (\$230 after Nov 22)
Material fee \$30
5-6 years

This drawing and painting course will focus on animals, both wild and domestic. Children will be introduced to David Hockney's wonderful pet portraits and George Rodrigue's ghostly 'Blue Dog' paintings. Students will enhance their drawing skills by learning to see animals as groups of connecting, simple shapes. They will learn how to manipulate various paints and mix their own colors.

WINTER WONDERLAND & NATURE

Kathy Eisler

23W CHI263A: Tuesdays, Jan 3-Mar 7, 3:45 PM to 5:15 PM
7-8 years
10 sessions \$225 (\$230 after Nov 22)
23W CHI263B: Thursdays, Jan 5-Mar 9, 3:45 PM to 5:15 PM
5-6 years
10 sessions \$225 (\$230 after Nov 22)
Material fee \$35

Do you appreciate nature and love doing art during the long winter months? In this class, we will paint winter landscapes with stormy skies. We will show the wind blowing and how snow collects on trees. We will draw, sculpt, and discuss animals that survive the cold climate. This is a drawing, painting, and sculpture class.

WORLD OF CLAY

Beth Perlman

23W CHI266: Tuesdays, Jan 3-Mar 7, 3:45 PM to 5:15 PM
10 sessions \$230 (\$235 after Nov 22)
Material fee \$35
7-9 years

In this fun clay class, children will have a great time getting their hands dirty while learning basic hand building skills. They will use coils and slabs to create fantasy animals, sea creatures and more as we explore the world of clay.





PORTRAITS AND FIGURES

Karen Elder

23W CHI242: Wednesdays, Jan 4-Mar 8, 3:45 PM to 5:15 PM

10 sessions \$225 (\$230 after Nov 22)

Material fee \$30

7-8 years

This class is all about drawing, painting, and sculpting people. Students will study the proportions of the face and body, and then learn how to portray facial expression, gesture, and movement. A variety of media and materials including wire, clay, cardboard, oil pastels, and block printing ink will be used. Ideas will be sparked by looking at the work of famous artists such as Edgar Degas, Alexander Calder, Norman Rockwell, and Mary Cassatt.

DRAWING ABOUT EVERYTHING!

Paul Mores

23W CHI267: Wednesdays, Jan 4-Mar 8, 3:45 PM to 5:15 PM

10 sessions \$225 (\$230 after Nov 22)

Material fee \$30

5-6 years

This class is all about learning to draw like a true artist! Students will develop their drawing skills using direct observation and imagination, drawing everything from flowers, animals, superheroes, fairies, and you! Line, color, shape, composition, and perspective will all be taught. Media include pencil, color pencils, oil pastel, and more. The goal is becoming the best artist that you can be and to make some new friends along the way! We will see how great illustrators such as Stan Lee, Charles Schultz, Eiichiro Oda, and Al Hirschfeld, create drawings that are fun and exciting.



SUPER SCULPTURE

Mary Martire

23W CHI066: Thursdays, Jan 5-Mar 9, 3:45 PM to 5:15 PM

10 sessions \$225 (\$230 after Nov 22)

Material fee \$35

7-8 years

Create three-dimensional art with materials such as clay, Pariscraft, paper mache, and wood. Styles range from abstract to realistic; individual expression is encouraged.

PLAYING IN MUD: KID'S CLAY

Alisen Herman

23W CHI260: Thursdays, Jan 5-Mar 9, 3:45 PM to 5:15 PM

10 sessions \$230 (\$235 after Nov 22)

Material fee \$35

10-13 years

Children will learn the start to finish process of working with clay on the wheel and hand-building techniques. Building new skills each week, they will create various functional and decorative items using slabs and wheel thrown pots they have made. Creativity and fun is added when they learn to alter pots, make handles, feet, create textures and design surfaces for finishing touches.





Art for Teens

GLASS BEADS

Stephanie Maddalena

23W TEE085: Thursdays, Jan 5-Mar 9, 4:00 PM to 5:30 PM

10 sessions \$235 (\$240 after Nov 22)

Material fee \$55

12-15 years

In this class, students will learn to make beads using glass rods and ancient Venetian techniques. Each week, a new style of beads will be demonstrated. We will have a brief discussion on assembling the beads into wearable pieces. *Please Note: Students should come to class wearing old clothes and have long hair tied back.*

CLAY WORLD

Jessica Hurban

23W TEE096: Saturdays, Jan 7-Mar 4, 9:45 AM to 12:15 PM

9 sessions \$261 (\$266 after Nov 22)

Material fee \$65

12-15 years

Discover a different way to use clay every week! Techniques range from basic hand-building to advancing on the pottery wheel. This class is designed to help students build on their skills while creating various projects to take home. If you want a strong foundation in the world of clay, this is the class to take!



Art for Special Needs

LET'S EXPLORE ART: FOR STUDENTS WITH SPECIAL NEEDS

Jane Chang

23W CHI243: Saturdays, Jan 7-Mar 4, 1:30 PM to 2:30 PM

9 sessions \$203 (\$208 after Nov 22)

Material fee \$30

No membership required.

5-18 years

Let's explore and have fun with art! Students will have a hands-on experience and be introduced to all aspects of art creativities from watercolor to drawing, Chinese painting to 3D, and mixed media. Special attention will be given to each student's individual needs and development. Students will be encouraged to participate, contribute, and be spontaneous. This class is for students with any disability.

Art for Families

NEW! FAMILY ART EXPLORATION

Patricia Intriago

23W FAM029: Saturdays, Jan 7-Feb 25, 10:00 AM to 11:30 AM

8 sessions \$152 (\$157 after Nov 22)

Price is per person

Membership not required No senior discount

4 years & up

In this lively class, we'll explore different art mediums to bring our imagination to life. Through papier-mâché, paint, collage, and more we will create fun and colorful 3-D sculptures and 2-D artwork. We'll gather ideas and look at examples to inspire us. The instructor will demonstrate and work closely with each family to achieve the best results in their self-designed projects.

Faculty

Find our complete
faculty biographies online, visit
www.tasoc.org
click on 'Faculty' under 'About'

Brian Bailey

BFA, University of the Arts; studied at NY Academy of Art, Art Students League. Gallery in Washington D.C. Online: brianbaileyartist.com.

Barbara Bell

BA, Montclair State Univ.
Online: barbarbellartist.com

Susan Bogen

BS, Univ. of Wisconsin. Studied: Univ. of Minnesota, Penland School for Crafts, Greenwich House, TASOC. Online: gallery23.net/Susan_Bogen.html.

Megan Carli

BFA, Academy of Art Univ., focus on Ceramic Sculpture.

Jane Chang

MBA, Long Island Univ. Studied with Madame Aixinjueluo Hinyi, descendant of the imperial Qing Dynasty, China.

Ellen Cohen

BS, University of Maryland.
Online: ellencohendesign.com.

Pooja Dhawan

Parson's School of Design.
Wilton Cake Decorating certificate.
Online: madewithsugarandlove.tumblr.com.

Dana DiMuro

Studied: Atelier Florence Academy of Art, Natn'l Academy of Fine Arts, School of Visual Arts, Art Students League and Fashion Inst.
Online: danadimuro.com, [instagram.com/danadimuro](https://www.instagram.com/danadimuro).

Kathryn Eddy

MFA, Vermont College of Fine Arts.
Online: kathryneddy.com

Kathy Eisler

BA, Rutgers Univ.
Studied: School of Visual Arts; TASOC.
Online: kathyeislerart.com.

Karen Elder

BS, Iowa State Univ. Also studied: Ramapo & Bergen Community colleges, TASOC, Art Center of Northern NJ.

Eileen Ferara

MFA, School of Visual Arts; BFA, Rhode Island School of Design.
Online: eileenferara.com.

George Garbeck

Adobe-Certified Expert. Studied: Pratt Institute, Syracuse Univ., William Paterson Univ.
Online: georgegarbeck.com.

Bobbie Golden

Professional model for life drawing, sculpture, painting, photography & illustration classes, over 40 years of experience. Poses for TASOC, Ridgewood Art Inst., Fair Lawn Art Assoc., Montclair Art Museum, FIT, and more.

DeBorah Goletz

MFA, Parsons School of Design.
Online: forloveofmud.com.

Maud Guilfoyle

BFA, Syracuse Univ. Studied: Art Students League, NY Studio School, Spring Studio, New School.
Online: maudguilfoyle.com.

Alisen Herman

BFA, Rhode Island School of Design. Studied: Instituto Allende; Peter's Valley School of Craft, Sugar Maples Center for Creative Arts, TASOC.
Online: facebook.com/alisenherman.

Christine (Yuhuei) Hsiao

MA, NY Inst. of Technology.
Online: woollypets.com.

Jessica Hurban

MSEd, St. Thomas Aquinas College; BS, SUNY New Paltz

Patricia Intriago

MAT, Fairleigh Dickinson University; BA, University of Pennsylvania

Naho Kambayashi

BA, Sophia Univ. Tokyo Japan.
Online: facebook.com/mudandgems.

Sandra Kehoe

BS, NJ Institute of Technology. Studied at John C. Campbell Folk School. Online: sandra-kehoe.squarespace.com.

Polly King

BA, Sophia Univ. Tokyo Japan.
BA, Bard College.
Online: polyking.com

Irina Lakshin

MFA, New York Academy of Art. Also studied: TASOC, Sergei Isupov masterclass.
Online: irinalakshin.com.

Eric Lawrence

MFA, Columbia Univ. Studied: Parsons School of Design, Haystack Mountain School of Crafts, Supermud Pottery, Greenwich House Pottery.



Susan Bogen

Faculty

Susie Levy

MFA, School of Visual Arts;
BFA, Cornell Univ.

Tenn Lu

Award-winning art student
prior to teaching.

Stephanie Maddalena

BA, St. Thomas Aquinas College.

Mary Martire

MA, William Paterson Univ.;
BA, Rutgers Univ.
Online: marymartire.com.

Paul Mores

MBA, William Paterson Univ.;
BFA, Ramapo College. Graduate
Studies in Art Therapy at
College of New Rochelle.

Keyong Keun No

MFA, NY Academy of Art; BFA,
Hongik Univ., Korea. Studied:
National Academy School of Fine Art
and Art Students League of NY.
Online: kyeongkeunno.com

Beth Perlman

BA, Roger Williams College.

Shuli Pilo

MA, College of New Rochelle.
RYT: Registered Yoga Teacher.
Online: teapothology.com.

Irene Pluntky-Goedecke

Goldsmith degree, Schwäbisch
Gmünd, Germany; worked with
Sigurd Persson. Studied: Stockholm
Arts & Craft School, Sweden.

Amy Dudash Robinson

BFA, College for Creative Studies.
Online: amydudashrobinson.com.

Marilyn Rose

BFA, Washington Univ.
Online: marilynroseart.com.

Eileen Sackman

MFA, SUNY New Paltz. MA, Adelphi
University. BA, Hunter College.
Online: eileensackmanceramics.com.



Maude Guilfoyle

Judy Schaefer

MA, New York Univ. Also studied:
Brooklyn Museum Art School,
Univ. of Pennsylvania, Columbia
Univ., Pratt, TASOC.
Online: judyschaefer.net.

Susan Kasson Sloan

Studied: CUNY, Parsons,
Art Students League.
Online: susankassonsloan.com.

Cynthia Soroka-Dunn

BA, SUNY New Paltz. AS,
Bergen Community College.
Online: darkbir9.wixsite.com/cynthia-sorokadunn,
arielstarrprod.wixsite.com/arielstarr,
thedarkchronicles.com.

Nitsan Tal

Dr, Hebrew Univ. Studied:
International Center of Photography,
School of Visual Arts, New York
Univ. Online:
questioneverythingproductions.net,
nitsantal.com, 8000paperclips.com.

George Taylor

MFA, Mason Gross School of the Arts.
Studied with Mel Edwards, Robert
Cooke, Toshiko Takahiro, Ann Tsubota,
John Dix, and others. Online:
georgetaylor.studio/georgetaylorstudio.

Margery Theroux

MFA, Vermont College of Fine
Arts; BA, New York Univ. Also
studied: Montserrat College of
Art, NY Studio School, privately
with Sam Feinstein.
Online: margerytheroux.com.

Gina Tibbott

MFA, The George Washington Univ.;
MA, Temple University
Online: fieldworkceramics.com;
ginatibbott.com

Elizabeth Tokoly

MFA, Cranbrook Academy of
Art, Univ. of the Arts.
Online: eatmetal.org.

Vesselina Traptcheva

MFA, Parsons; BFA, Savannah College
of Art & Design. Also studied:
Skowhegan School of Painting
& Sculpture, Nat'l Academy of Art
Sofia, Bulgarian Nat'l HS for Fine Arts.
Online: vesselinatrapcheva.com.

Ray Turkin

BEE, City College of NY.

Patricia Vangieri

Owner/instructor of The Glass Gallery
Stained Glass Studio.
Online: glassgallerynj.com

Atsuko Watanabe

BFA, School of Visual Arts; MA,
Manhattanville College.
Online: amandawilsonart.weebly.com

Amanda Wilson

BFA, School of Visual Arts; MA,
Manhattanville College.
Online: amandawilsonart.weebly.com

Joy Lynn Yucht

BA, Messiah College.

WEEKLY CLASS SCHEDULE* -

MORNING	MONDAY	TUESDAY	WEDNESDAY	THURSDAY
	CER284/Goletz Making Pottery Sets p.7 JEL073A/Sloan Metals, Etc. p.18 MIX020/Ferara Mixed Media Explorations p.16 PAI155/Bailey Intro to Soft Pastel p.12	CER321/Kambayashi Ceramic Jewelry p.7 DRA110/DiMuro Classical Drawing p.11 JEL087/Tokoly Jewelry: Basic Bling p.18 PAI126/King Paint & Draw Explore p.12	CER Studio/monitor Ceramic Studio Time p.6 JEL014A/Pluntky-Goedecke Jewelry - Basics to Beyond p.19 PAI137/Robinson Portraits & More p.13 WAT092/Rose Joy of Watercolor p.14	CER360/Yucht Wheel, Alter, Stamp p.9 CUL133A/Pilo Yoga p.5 JEL090B/Kambayashi Creative Metal p.18 PAI164/Trapcheva Creating Narrative-Figure p.13 PRI086/Bell Printmaking p.16
	ADULT	ADULT	ADULT	ADULT
	CER304/Goletz Tile Tile Tile! p.7 DRA111/No Draw in Color p.10 JEL073B/Sloan Metals, Etc. p.18 PAI141/Schaefer Driven to Abstraction p.12 VDRA109/Guilfoyle Beginner Drawing p.10	CER322/Eisler Ceramic Sculpture Figure p.8 JEL088/Tokoly Jewelry Techniques p.19 PAI163/DiMuro Classical Painting p.12 PHO071/Soroka-Dunn Photo with Mixed Media p.15	CER339/Carli Learning to Throw p.8 DRA099/Theroux Drawing: Beyond Basics p.11 JEL014B/Pluntky-Goedecke Jewelry - Basics to Beyond p.19 WAT104/Rose Beyond Joy, Watercolor p.14 VPAI162/Schaefer Abstract: History/Thinking p.13	CER349/Herman Getting Behind Wheel p.9 FAB055/Hsiao Hybrid! Needle Felting p.17 JEL090C/Kambayashi Creative Metal p.18
	CHILD	CHILD	CHILD	CHILD
	CHI015/Eisler Clay: Handbuilding (8-10) p.20 CHI245/Mores Drawing & Painting (10-13) p.20 CHI265A/Soroka-Dunn Kid's Photography (8-10) p.20 CHI268/Elder Around the World (7-8) p.21	CHI198/Mores Drawing Essentials (10-13) p.21 CHI203/Elder Amazing Animals (5-6) p.21 CHI263A/Eisler Winter Wonderland (7-8) p.21 CHI266/Perlman World of Clay (7-9) p.21	CHI242/Elder Portraits & Figures (7-8) p.22 CHI265B/Soroka-Dunn Kid's Photography (10-13) p.20 CHI267/Mores Drawing Everything! (5-6) p.22	CHI066/Martire Super Sculpture (7-8) p.22 CHI260/Herman Playing in Mud (10-13) p.22 CHI263B/Eisler Winter Wonderland (5-6) p.21 TEE085/Maddalena Glass Beads (12-15) p.23
EVENING	ADULT	ADULT	ADULT	ADULT
	CER234/Lawrence Having It All p.7 DRA112/No Intro to Drawing p.10 JEL090A/Kambayashi Creative Metal p.18 WAT102A/Chang Chinese Brush Painting p.14 VMIX013/Eddy Art into Action p.16	DRA103/Bailey Figure Drawing p.11 PHO073/Tal Documentary Filmmaking p.15 BAS038/Kehoe Basketry p.17 CER363/Sackman Alternative Firing p.8 VPHO043/Turkin Digital Photo: Basics p.15	CER242/Bogen Eat, Drink, and Be Merry p.8 DRA105/Theroux Experimental Drawing p.11 JEL Studio/Monitor Jewelry Studio Time p.18 SCU115/Lakshin Figure Sculpture p.9	CUL133B/Pilo Yoga p.5 CER353/Monitor Creative Block p.9 GLA005A/Maddalena Glowing Glass p.19 PAI133/Wilson Anyone Can Paint p.13 PHO0063A/Garbeck Adobe Lightroom Classic p.15

* Please refer to course description for exact start time.

WINTER 2023

FRIDAY

SATURDAY

<p>CER365/Taylor Adventures in Clay p.9</p> <p>FAB062/Levy Hand Embroidery p.17</p> <p>GLA005B/Maddalena Glowing Glass p.19</p> <p>PHO063B/Garbeck Adobe Lightroom Classic p.15</p>	<p>DRA026/monitor Open Studio Life Drawing p.10</p> <p>TEE096/Hurban Clay World (12-15) p.23</p> <p>FAM029/Intriago Family Art Exploration (4+) p.23</p> <p>WAT102B,C/Chang Hybrid! Chinese Brush p.14</p>
<p>ADULT</p> <p>CER364/Carli Dr. Frankenstein's Lab p.9</p> <p>FAB061/Levy Mixed Level Knitting p.17</p> <p>GLA005C/Maddalena Glowing Glass p.19</p> <p>MSC134/Dhawan Polymer Clay Flowers p.5</p> <p>WAT101/Lu Watercolor Techniques p.14</p>	<p>CER Studio/Monitor Ceramic Studio Time p.6</p> <p>JEL094/Cohen Jewelry Concept/Complete p.19</p> <p>PAI149/Theroux Painting: Start to Finish p.13</p> <p>CHI243/Chang Art: Special Needs (5-18) p.23</p>
	<p>SUNDAY</p> <p>CER356/Sackman Where It All Begins p.6</p> <p>CER355/Sackman Advanced Potter's Wheel p.7</p>
<p>CER Studio/Monitor Ceramic Studio Time p.6</p>	<p>The Art School at Old Church is certified by the State of New Jersey as a PROFESSIONAL DEVELOPMENT PROVIDER.</p> <p><i>Call for more information.</i></p>

from our studios

JEWELRY SHOW & SALE

October 24 – November 13

CAFÉ GALLERY



On view in the
Café Gallery this Season...

be inspired by handcrafted art jewelry from our very own studio classes. Shop one-of-a-kind treasures and be dazzled by works from our metal and lampwork students.

The Art School at Old Church

policies & membership information

POLICIES:

Registration: We accept registration online or by mail once registration begins, and also by phone one week later. Adult classes are open to students at least 15 years old.

All students are highly encouraged to register as early as possible to ensure a spot in the class(es) of their choice at the lowest cost.

Membership fee: The non-refundable membership fee is due each year and is valid through December 31. This annual fee, which helps sustain the school, is required to participate in our weekly classes, but is not required for workshops, virtual classes, cultural arts offerings, gallery visits, or special events. The membership fee is not prorated. Membership fees are:

Family - \$50

Adult - \$40 (includes teens enrolled in adult classes)

Young Artist - \$20

Payment of fees: Fees are paid in full at the time of registration. Fees are not prorated. Payment scheduling is available; call for information. Please consider helping us keep costs down by paying with a personal check, made payable to The Art School at Old Church.

Returned check fee: A \$15 fee is charged for all returned checks.

Transfer fee: There is a \$10 fee for transfer between classes.

Material lists and fees: Material lists are available online at tasoc.org and can be found under "School". Material fees for classes are listed in the catalog above the course descriptions. For some classes no monetary amount is indicated, as materials can be purchased during class.

Clay information and firing charges: Clay and clay tools, as well as sculpture boards and tools, are available for purchase at the desk. Only Art School clay will be fired. Discounted bulk firing charge cards are available at the front desk. **See chart on page 6 for all clay and firing fees.**

Parking: Parking is available in our lot and on Orchard St. during the day and evening. If parking offsite, feel free to drop off your art materials at the back gate first. There is no Sunday parking in our lot.

Senior citizen discount: A 10% tuition discount is offered upon registration to all students at least 65 years old.

Refunds and credits:

- Students who wish to withdraw from a class or workshop must do so in writing (by mail, email, or in person).
- If written notice is received at least one week prior to the start of the class or workshop, full tuition and material fee charges (minus a \$10 processing fee per course) will be refunded or credited to your school account.
- If written notice is received less than one week before the start of the class or workshop, or after it has begun, no refund or credit will be issued. Exceptions require approval from the Executive Director, and requests are to be made in writing accompanied by a doctor's note. If the exception is approved, full or partial tuition and material fees (minus a \$25 processing fee per course) will be refunded or credited to your school account.
- If a class or workshop is canceled by the school and we are unable to reschedule the course, all monies will be refunded, including membership (if it was required).
- There are no refunds for membership except as specified above.
- There are no refunds for classes in the event of teacher substitution.

Conduct: The Art School reserves the right to refuse admission or to expel any disruptive student. Cell phone usage is not permitted in studios. Cell phones should be set on silent or vibrate in the studios. **Please note: Children may not accompany adults to classes or studio time.**

Absences: Student absences are non-refundable. The school is not responsible for make-up classes, although we will provide assistance when possible. Make-up classes may only occur during the same semester with the same instructor.

Inclement weather: Decisions will be made by 7:30 AM regarding morning classes, and no later than 90 minutes before afternoon and evening classes. Please call the school at 201-767-7160 to hear a detailed message. You can also check our Twitter feed, our Instagram feed, or our Facebook page for updates.



Heidi Bacaz, Administrative Director

Most catalog photos by TASOC staff.



REGISTRATION FORM

MEMBERSHIP INFORMATION:

Membership year runs Jan 1 to Dec 31. Weekly courses require annual membership (exceptions are noted in course descriptions). Membership must accompany registration and is non-refundable.

MATERIAL LISTS ARE ONLINE AT TASOC.ORG

- ☐ WINTER
☐ SPRING
☐ SUMMER
☐ FALL

DATE _____ BIRTH-DATE _____ / _____ / _____
MO DAY YEAR ☐ YOUTH (under 18)
☐ SENIOR (65+)

FIRST NAME LAST NAME

ADDRESS

CITY STATE ZIP

() ()
HOME PHONE CELL / BUSINESS PHONE

E-MAIL ADDRESS

☐ MASTER CARD ☐ VISA ☐ DISCOVER

CREDIT CARD NUMBER

EXPIRATION DATE

NAME ON CARD

BILLING ADDRESS

PARENT NAME (FOR CHILD & TEEN CLASSES)

Tuition Subtotal _____

Senior Citizen Discount 10% _____

2023 Membership _____

Material Fees _____

Donation _____

TOTAL PAYMENT _____

COURSE CHOICES

1st COURSE CODE/1st choice (circle one)

DAY AND TIME

COURSE NAME

TUITION

2nd COURSE CODE/2nd choice (circle one)

DAY AND TIME

COURSE NAME

TUITION

3rd COURSE CODE/3rd choice (circle one)

DAY AND TIME

COURSE NAME

TUITION

Submission of registration form denotes acceptance of all policies (pg.28). The Art School at Old Church appreciates the use of photos taken by staff, faculty and members to illustrate our catalogs. Please notify us in writing if you do not wish to have your photograph published.

PLEASE CONSIDER HELPING US KEEP COSTS DOWN BY PAYING WITH YOUR PERSONAL CHECK PAYABLE TO: THE ART SCHOOL AT OLD CHURCH

MAIL TO: THE ART SCHOOL AT OLD CHURCH, 561 PIERMONT ROAD, DEMAREST, NJ 07627 • PHONE: 201-767-7160

For Office Use

register
R

wait list
W

count in
C

receipt #

receipt #

receipt #

CA/CK/CC/CR

CA/CK/CC/CR

CA/CK/CC/CR

\$

\$

\$

month / day / year

month / day / year

month / day / year

check #

check #

check #

due cr
balance
due cr
balance
due cr
balance



561 PIERMONT ROAD • DEMAREST, NEW JERSEY 07627
a nonprofit art school & gallery

NON-PROFIT ORG.
US POSTAGE
PAID
S. Hackensack, NJ
Permit No. 79



CALL: 201.767.7160

VISIT OUR WEBSITE: tasoc.org

Our catalog is available in large type upon request.

The Art School at Old Church does not discriminate on the basis of race, color, national/ethnic origin, disability, gender identity or sexual orientation in the administration of its educational policies, admissions policies, scholarships or employment practices.



December 2-4, 2022
**48th annual
POTTERY
SHOW & SALE**



*Some scholarships and programs
made possible in part by funds
from Windgate Foundation*

Winter 2023

