

# Winter 2022

Carol Dolan, student

## COURSES & WORKSHOPS FOR ADULTS, TEENS, & CHILDREN

REGISTRATION begins November 9

Register early and save!

In-studio, virtual, and hybrid  
options available to ensure  
maximum comfort and creativity.



a nonprofit art school & gallery

201.767.7160 • [tasoc.org](http://tasoc.org)

561 Piermont Road, Demarest, NJ 07627



## The Art School at Old Church,

founded in 1974, is a non-profit, non-denominational cultural center dedicated to providing community access to enriching experiences in the arts. We host art classes and workshops, free exhibitions in our galleries, cultural events, and outreach programs for special populations. Our Annual Pottery Show & Sale is an opportunity to view and purchase one-of-a-kind works of art from nationally-recognized potters.

Our well-equipped studios are bright, spacious, and primarily handicapped accessible. Our faculty of professional artists are devoted to the principle that art and craft are inseparable and help each student, from beginner to advanced, find their artistry through sensitive guidance and friendly, yet serious instruction. Our courses and workshops are designed to provide students a foundation in aesthetics as well as technique.

Supported by tuition and memberships, as well as by individual, corporate, and government contributions, The Art School at Old Church is open to all. We love the creative input of our neighbors. You inspire us to continue to spread the beauty of the arts in our community. Please join us in a creative endeavor as a student, supporting member, or volunteer.

### TASOC Board of Directors

Carrie Ortiz, *President*  
 Judy Schaefer, *Vice President*  
 Maureen Lostumbo, *Chair*  
 Grant Hobson, *Treasurer*  
 Gail Rutigliano, *Secretary*  
 Ruth Borgenicht  
 Jane Chang  
 Bruce Dehnert  
 Urvashi Joneja  
 Zola Kendi  
 Nicole Romano  
 Martin Semar  
 James Turnbull  
 Anne Connors Winner  
 Vivien Woodford

## Welcome to The Art School at Old Church

I am thrilled to introduce our Winter Catalog. It features more than 85 courses, workshops, and events. If you are new to The Art School at Old Church, we know you will find a virtual or in-person offering that intrigues you. If you are returning, welcome back for another exhilarating semester, and thank you for sustaining our school through challenging times.

Every season is nature's paint brush. If fall transforms landscapes with colors of every variety, winter blankets our surroundings with shades of mostly one color. Snow adds unique continuity and softens edges in ways that make a journey outside a study in abstraction. Winter also inspires metaphor. Without snow, Cézanne may not have painted what is perhaps his most expressive landscape. Without freezing temperatures, Joni Mitchell could not have imagined a river to skate away on. It's a magical season. That's why winter and wonderland go so well together.

Picasso claimed he did his best work in cold studios. Rest assured, we will continue to provide the warm and safe conditions necessary to support endless creativity and comradery. Enroll now before courses and workshops fill!

Don't miss our virtual 47th Annual Pottery Show & Sale from December 3rd through 5th. More than 25 renowned ceramic artists will share and sell their work. Stay tuned for related workshops and artist talks.

Welcome to our busy winter semester!

Dr. Jerry M. James, Executive Director

### STAFF

Dr. Jerry M. James, *Executive Director* .....jerry@tasoc.org  
 Amy Dudash Robinson,  
*Assistant Executive Director, ADA Coordinator* .....amydrob@tasoc.org  
 Heidi Bacaz, *Administrative Director* .....heidi@tasoc.org  
 Nancy Reilly, *Administrative Associate* .....nancy@tasoc.org  
 Bella LaRiccía, *Finance Manager* .....bella@tasoc.org  
 Megan Carli, *Ceramic Studio Manager* .....megan@tasoc.org  
 William Richichi, *Facilities Manager* .....will@tasoc.org  
 Annie Shaw, *Marketing Coordinator* .....annie@tasoc.org

# IMPORTANT DATES - MARK YOUR CALENDARS!

## EVENTS

Nov 20 – 21	Fall Workshops
Dec 3 – 5	47th Pottery Show & Sale
Mar 12 – 13	Winter Workshops

Please check our website for other exciting TASOC events!

## START DATES & SCHOOL CLOSINGS

Nov 9	Winter Registration (Online or Mail)
Nov 16	Winter Registration (Phone, Online, or Mail)
Nov 25 – 26	Closed: Thanksgiving
Dec 24	Closed: Christmas Eve
Dec 25	Closed: Christmas
Dec 31	Closed: New Year's Eve
Jan 1	Closed: New Year's Day
Jan 3	WINTER SEMESTER BEGINS
Jan 17	Closed: Martin Luther King Jr. Day
Feb 21	Closed: President's Day
Feb 15	Spring Registration

## MIKHAIL ZAKIN GALLERY

The Zakin Gallery is temporarily closed. Stay tuned for information about future events

## CAFÉ GALLERY

The Café Gallery is temporarily closed. Stay tuned for information about future events.


► Please check our website for all upcoming exhibition information.


Visit the Zakin Gallery online.  
Classes During Covid  
student exhibition on view in our  
virtual gallery catalog.



# Table of Contents

About the School .....	2
Workshops .....	4
Cultural Arts .....	6
Ceramics .....	7
Sculpture.....	10
Drawing .....	11
Painting (pastel/acrylic/oil) .....	12
Painting (watercolor) .....	15
Photography .....	16
Printmaking .....	17
Mixed Media.....	17
Collage .....	17
Basketry .....	18
Fiber .....	18
Glass.....	18
Jewelry/Metalsmithing.....	19
Young Artists Program .....	20
Art for Teens .....	23
Art for Students with Special Needs .....	23
Art for Families .....	23
Faculty .....	24
Weekly Class Schedule .....	26
School Policies.....	28
Registration Form .....	29

 All gallery exhibitions and most classes are wheelchair accessible

 Assisted listening device available, call to reserve

**THE ART SCHOOL at OLD CHURCH**  
561 Piermont Road, Demarest NJ 07627  
201.767.7160 • [tasoc.org](http://tasoc.org)



# about **The Art School at Old Church**

## a nonprofit art center

### OUR HISTORY

The Art School at Old Church was established in 1974 as a non-profit, nonsectarian cultural resource center. A band of artists and friends seeking to start a community art school saw promise in a local 19th-century church building. Through their hard work and dedication, the group transformed the old church into a center for artistic learning and enrichment. Today, The Art School continues to offer educational and cultural experiences that enrich the quality of life in the local and regional community.

### MEMBERSHIP

The non-refundable membership fee is due each calendar year and is valid through December 31. This annual fee helps to sustain the school, and is required to participate in our weekly classes.

Please visit page 28 for membership fees and policies.

### CLASSES AND REGISTRATION

We offer more than 85 classes and workshops each semester for children and adults of all abilities and ages.

**Registration:** We accept registration online or by mail, and also by phone one week after registration begins.

Please visit our registration site: [tasoc.asapconnected.com](http://tasoc.asapconnected.com). Existing students already have an account, but new students will be required to make one. If you need help accessing/creating an account, or for any other questions, please call the school. To learn how to enroll for classes and membership, follow the instructions located on the registration site homepage.

Please visit page 28 for registration information and policies.

### SCHOLARSHIPS

Scholarships are available for individuals who are in need of financial assistance. Applications must be received at least 10 days before the start of the semester to be considered. Please visit our website or call for more information.

#### HOW DO I CHOOSE THE RIGHT CLASS?

To assist you in your selection, symbols for the various levels are available by each course description in the catalog.

- ◆ **Beginner** – Basic skill level with limited or no experience. Classes introduce and develop new skills and techniques.
- **Intermediate** – Student has enough knowledge of medium, technique, and processes to begin developing a personal voice or vision. Supportive guidance encourages continued growth.
- ◆ **Advanced** – Student has demonstrated a level of mastery that allows for independence and a personal vision for their art. He/she is seeking an environment with other artists that further defines and supports the direction of their work.

### YOUTH PROGRAMS

Our Young Artists Program serves students age 4 to 17. We also offer weekly classes and small group sessions for children with special needs. 15 and up may enroll in adult classes (adult membership is required).

### PROFESSIONAL DEVELOPMENT CLASSES FOR TEACHERS

We are approved by the NJ Department of Education as a Professional Development Provider. All classes may be taken for PDP credits.

### VOLUNTEER & WORK EXCHANGE OPPORTUNITIES

We need YOU! Volunteers and Work Exchange students are an integral part of the community at The Art School at Old Church, and we are always seeking additional help. No art experience is necessary, so please consider donating some of your time and energy.

Work Exchange and Volunteer applications can be found on [tasoc.org](http://tasoc.org) under "Opportunities." Please call 201-767-7160 if you have any questions.

### THE GALLERIES

The Mikhail Zakin Gallery features more than 300 artists annually, displaying more than 500 works of art. Exhibitions include both traditional and contemporary work from established and emerging artists. The Café Gallery exhibits student and faculty work from our fine art and craft classes. The galleries are free and open to the public during school hours. Information on exhibiting is available online at [tasoc.org](http://tasoc.org). Please visit the "Submissions" page on our website under "Galleries."

### GIFT GIVING OPPORTUNITIES

Tuition and membership alone do not cover all of our operating expenses. We need your financial support to maintain the quality and affordability of our classes and programming. Tax-deductible donations, gifts, and employer-matched contributions are always welcome and can be included with your registration.

### JOIN OUR E-MAIL LIST/FOLLOW US ON SOCIAL MEDIA

If you would like information on the many exciting classes and events happening at The Art School, please join our e-mail list at [tasoc.org](http://tasoc.org). Click "Subscribe to our e-mails" on our home page and fill out the pop-up form, making sure to check off your areas of interest. Follow us on Facebook, Twitter, and Instagram: @theartschoolnj.

*We look forward to meeting you and making your experience a great one!*

# 47<sup>th</sup> annual POTTERY SHOW & SALE

Our nationally renowned  
pottery show is coming to you **ONLINE!**

## Invited Potters:

Jessica Brandl • MT  
Bruce Dehnert • NJ  
Sanam Emami • CO  
Andrea Gill • NY  
Chris Gustin • MA  
Maggie Jaszczak • MN  
Tom Jaszczak • MN  
Nick Joerling • NC  
Michael Kline • NC  
Eva Kwong • OH  
Robbie Lobell • WA  
David MacDonald • NY  
Kirk Mangus • OH  
(posthumous)  
Matthew Metz • NY  
Virgil Ortiz • NM  
Aysha Peltz • VT  
Doug Peltzman • NY  
Brenda Quinn • NY  
Justin Paik Reese • OH  
S.C. Rolf • WI  
Mark Shapiro • MA  
Hitomi and  
Takuro Shibata • NC  
Rob Sieminski • ME  
Mike Stumbras • IL  
Shoko Teruyama • NY  
Sue Tirrell • MT  
Jack Troy • PA  
Kat West • CA



Shoko Teruyama

*Join us for an exciting virtual experience,  
featuring a weekend of limited-edition sales and more!*

**December 3–5, 2021**  
**oldchurchpotteryshow.org**

Curated by Chris Gustin, Bruce Dehnert, & Aysha Peltz

Proceeds benefit The Art School at Old Church, a 501(c)3 non-profit center for the arts.



For schedule and details, visit: [oldchurchpotteryshow.org](http://oldchurchpotteryshow.org)

@theartschoolnj @oldchurchpotteryshow

#theroadtodemarest



# Workshops

## NEW! CERAMIC PIPES & MORE

Nick Park

21F WKS391: Saturday, Nov 20, 10:00 AM to 4:00 PM

1 session \$125

Material fee - Firing fee: see chart on page 7

No senior discount or membership fee

🌀 ■ ◆ All levels

In this pipe (and ashtray) workshop, students will be invited to explore the art of ceramic pipe construction using multiple hand building techniques. Nick will focus on basic skills and tools that students can master during their time in the workshop.

## NEW! NEEDLE FELTING: "GOBBLE GOBBLE" TURKEY

Christine Hsiao

21F WKS669: Saturday, Nov 20, 10:00 AM to 4:00 PM

1 session \$125

Material fee \$15

No senior discount or membership fee

🌀 ■ ◆ All levels

How would you like to create your own charming turkey as the centerpiece for your Thanksgiving table? You can – and without sewing, knitting, or gluing! Needle felting is a process in which you use a barbed needle to interlock wool fibers and form a condensed mass of felted fabric. With step-by-step instructions, you will learn how to sculpt the wool into an adorable turkey friend complete with a fall rainbow of feathers. Anyone (even beginners) can join us to complete this adorable "gobble gobble turkey" to perk up their home for fall.

## NEW! EXPLORE METAL CLAY

Kelly Green-Grady

21F WKS842: Saturday, Nov 20, 10:00 AM to 4:00 PM

1 session \$125


Material fee payable to instructor Material list: [tasoc.org](http://tasoc.org)

No senior discount or membership fee

🌀 Beginner

Join us as we take a trip into the world of silver metal clay (PMC3). Metal clay is an exciting medium that begins as a suspension of tiny particles of silver in an organic clay binder. It can be shaped and layered or textured by hand or with molds and is as malleable as ordinary modeling clay. After drying and sanding, the clay is fired with a torch or kiln. When fired, the binder burns off, leaving pure sintered metal (fine silver). It can then be polished, or patinas added. This introduction will give you the foundation for achieving great results when working with silver clay, including a basic understanding of rolling, texturing, shaping, and finishing metal clay. At the end of the day, students will go home wearing their custom creations.

## ADULT WORKSHOPS • FALL 2021



## NEW! PHOTOGRAPHING THE NUDE PART I: THE FEMALE FORM

Hank Gans

21F WKS918: Saturday, Nov 20, 10:00 AM to 4:00 PM,

1 session \$145

Model 1 session

No senior discount or membership fee

■ ◆ Intermediate and advanced

We will study and photograph the female form, while exploring several lighting schemes and poses of iconic nude photographs from the past. In doing so, we will create some moments that will be uniquely ours. This is a studio class working exclusively with digital cameras.

## FROM FLAMED GLASS TO BEADS

Stephanie Maddalena


21F WKS025: Sunday, Nov 21, 10:00 AM to 4:00 PM

1 session \$125

Material fee \$25

No senior discount or membership fee

🌀 ■ ◆ All levels



Experience the magic of glass bead-making. In this class, students explore the ancient art of Venetian "lampworking" or "flameworking" molten glass to form beads. Use enamels, silver foils, and flower decorations to create beads with your own personal style. Please note: You will need to park offsite for this workshop; the parking lot is reserved on Sundays by the Demarest Baptist Church for services.

## NEW! SIGNING, MUDDY HANDS: DEAF WHEEL-THROWING WORKSHOP

Irene Yoon

21F WKS076: Sunday, Nov 21, 10:00 AM to 4:00 PM

1 session \$170.00

Join us for a fun-filled, voice-off Deaf and Hard of Hearing workshop as we get muddy working with clay! Through hands-on visual modeling, we will explore basic techniques of wheel-throwing as we make functional forms. Decorate your forms with colored slips to finish off your beautiful pots. Once finished, your pots will be processed and fired for you to pick up at a later date. A certified Teacher of the Deaf (ToD) will be present during this voice-off event.

Please note: You will need to park offsite for this workshop; the parking lot is reserved on Sundays by the Demarest Baptist Church for services.



Sarah Smith, faculty

## Workshops



Margery Theroux, faculty

## NEW! REFLECTIONS THROUGH ART

Sarah Smith

21F WKS213: Sunday, Nov 21, 10:00 AM to 4:00 PM

1 session \$125

Material fee \$25

No senior discount or membership fee

🌀 ■ ◆ All levels

This workshop is an exciting way to reconnect with the most important person in your life: yourself. Together we will make self-portraits, and through book arts, address how we wish to be, or believe we are perceived by others, and reevaluate where we are versus where we want to be in our lives. This intimate workshop will leave you feeling refreshed, reenergized, and ready to take the next steps forward in life. Ultimately, you will leave this class knowing a lot more about yourself. Please note: You will need to park offsite for this workshop; the parking lot is reserved on Sundays by the Demarest Baptist Church for services.

## BASIC DRAWING MASHUP

Margery Theroux

21F WKS572: Sunday, Nov 21, 10:00 AM to 4:00 PM

1 session \$125

Material list: [tasoc.org](http://tasoc.org)

No senior discount or membership fee

🌀 ■ Beginner and Intermediate

This workshop will give you the fundamental skills you need to start your exploration in drawing. We will cover form, line, shading techniques, and perspective. Using these basics we will delve into observational drawing, composition, and control of tools. You will leave the workshop understanding why drawing is the basis of all other fine art forms, and how you can use drawing to improve your individual artistic goals. Please note: You will need to park offsite for this workshop; the parking lot is reserved on Sundays by the Demarest Baptist Church for services.

## THE ART OF POSING

Bobbie Golden

21F WKS013: Saturday, Dec 4, 1:00 PM to 4:00 PM

1 session free

🌀 ■ ◆ All levels

Have you ever thought about becoming an artist's model? Learn methods garnered from history and experience from our own expert artist's model, Bobbie Golden. Explore the dynamics of posing and body position, head/hand gesture, and the creative use of props, space, and costumes. Whether you would like to venture into artist modelling yourself or are an artist who would like to understand the model's point of view, this workshop will give you a solid foundation.

## COLOR THEORY

Margery Theroux

22W WKS519: Saturday, Mar 12, 10:00 AM to 4:00 PM

1 session \$140

Material fee \$5

No senior discount or membership fee

🌀 ■ ◆ All levels

This workshop will be valuable to any artist, student, or craftsperson that uses color in their work. Journey with us as we explore color theory! We will create our own color wheels and discuss a variety of topics, including the emotional impact of color, the nuances of color, and how the eye sees. We will also work through a series of exercises that will help each student differentiate subtleties between colors and illustrate the power of color (exercises include warm and cool color charts, geometric seasonal charts, and random color charts). Each exercise will be reviewed by the group as a whole, allowing everyone to see color more objectively and understand how to use it. Students will be working in watercolor. Helpful handouts will be provided by the instructor to emphasize specific points, recommend reading materials and websites, and give guidance for further research.



# Workshops/Cultural Arts

ADULT WORKSHOPS/COURSES • WINTER 2022

## NEW! WILLOW BASKETS

Sandra Kehoe

22W WKS670: Saturday & Sunday, Mar 12 & 13, 10:00 AM to 4:00 PM

1 session \$260

Material fee \$50

No senior discount or membership fee

◆ ■ ◆ All levels

Come and learn to make rib style willow baskets. We will discuss growing, harvesting, preparing, and selecting willow for basketry. You will learn the basic techniques of weaving with willow, while creating a beautiful and functional basket that will become a family heirloom. Good hand strength is a must and please bring a pair of garden pruning shears or secateurs.

## NEW! COOL COPPER CUFFS

Ellen Cohen

22W WKS843: Saturday, Mar 12, 10:00 AM to 4:00 PM

1 session \$140

Material fee \$50

No senior discount or membership fee

◆ ■ ◆ All levels

Join us in making your own handmade cuff bracelet. If you are new to jewelry making, this is a great place to start! We will learn to texture, rivet, and sweat solder layers together. You will form, finish, and learn how to patina your cuff. Each student should be able to complete a cuff by the end of the workshop while learning some basics.

## NEW! INTRO TO PRINTMAKING

Amanda Thackray

22W WKS180: Sunday, Mar 13, 10:00 AM to 4:00 PM

1 session \$140

Material fee \$20 Material list: [tasoc.org](http://tasoc.org)

No senior discount or membership fee

◆ ■ ◆ All levels

Printmaking is a technically driven medium where an image is created on a matrix, inked up, and transferred to a sheet of paper, typically by being run through a press. In this workshop, students will be introduced to basic printmaking techniques utilizing an etching press, including drypoint intaglio, monoprint, monotype, and chine collé. Students will be able to experience making images in black and white or multiple colors. Students will leave with a small edition of one to two prints and a new set of skills and system of markmaking with which to experiment and communicate. Please note: You will need to park offsite for this workshop; the parking lot is reserved on Sundays by the Demarest Baptist Church for services.

Ellen Cohen, faculty



Elizabeth Tokoly, faculty

## NEW! RIVETS AND ROLL PRINTING

Elizabeth Tokoly

22W WKS844: Sunday, Mar 13, 10:00 AM to 4:00 PM

1 session \$140

No senior discount or membership fee

◆ ■ ◆ All levels

Learn to texture metal with hammers, use a rolling mill, and layer metal. The workshop will also cover circle cutting, forging, and riveting. Students will be working on a pendant or a pair of earrings. Please note: You will need to park offsite for this workshop; the parking lot is reserved on Sundays by the Demarest Baptist Church for services.



## POLYMER CLAY FLOWERS

Pooja Dhawan

22W MSC134: Wednesdays,

Jan 5-Mar 9, 9:15 AM to 12:15 PM

10 sessions \$360

(\$365 after Dec 23)

Material fee \$30

◆ ■ ◆ All levels

*See page 9 for complete details!*

## YOGA

Shuli Pilo

22W CUL133A: Thursdays, Jan 6-Mar 10, 9:15 AM to 10:30 AM

22W CUL133B: Thursdays, Jan 6-Mar 10, 5:30 PM to 6:45 PM

10 sessions \$160 (\$165 after Dec 23)

Material list: [tasoc.org](http://tasoc.org) No senior discount or membership fee

◆ ■ ◆ All levels

Students in this gentle yoga class practice a blend of asanas (postures) and pranayama (breath work) to gain balance, flexibility, and strength. Take this opportunity to energize your body while becoming more relaxed in the process! Each session offers personal attention as well as modifications to poses based on individual student needs. Please bring your own yoga mat.



## CERAMIC STUDIO TIME

Monitor

No senior discount

◆ All levels

Ceramics students! This is a wonderful opportunity to continue your work in the studio outside of class, during the hours listed below. You must be enrolled in a ceramics (CER) class to be eligible. The price is \$10 per session (this is a flat fee with no incremental pricing). Please sign in and pay in the studio before starting your work, and make sure to observe the posted studio rules and regulations. Discounted bulk studio-time cards are available for purchase at the Front Desk.

Wednesdays\* 9:15 AM to 12:15 PM, Jan 5-Mar 9

Fridays\* 7:00 PM to 10:00 PM, Jan 7-Mar 11

Saturdays\* 12:30 PM to 3:30 PM, Jan 8-Mar 5

\*provided a monitor can be found



Barbara Barba, student



## CLAY AND FIRING FEES

(applies to all Adult Classes and Workshops)

Clay and clay tools are available for purchase at the Front Desk.

A **Ceramic Studio Handbook** is available on our website under "Important Info & Policies." Please review this before the start of each semester – especially if you are a new student.

### CERAMICS CLAY PRICES:

A 25 lb bag of Stoneware clay (306, 182, 182G) is included in your class tuition. If you work in 257 Porcelain, you will need to pay an additional \$10 fee to the front desk for your first bag of clay. Any additional bags of clay will need to be purchased at full price.

Brown Stoneware (306): \$18 per bag (25 lbs)

White Stoneware (182): \$18 per bag (25 lbs)

Porcelain: \$26 per bag (25 lbs)

Cone 10 Slip: \$20 per gallon

Recycled clay, when available, is free to use.

### CERAMICS FIRING FEES:

Ceramics classes: \$3.75/lb for Art School clay (please note: no other clay will be fired). Firing charge covers both the bisque and the glaze firings.

**Discounted bulk CER firing cards are available at the Front Desk** (\$97.50/30 lbs – a savings of 50 cents per lb!).

### CLAY TOOLS:

\$16 per basic tool kit; other single tools available for purchase.

### SCULPTURE PRICES/FEES:

Brown Sculpture Clay (200): \$18 per bag (25 lbs)

Firing fee: \$2.00/lb, brown clay, bisque only.

## WHERE IT ALL BEGINS

Eileen Sackman

22W CER356: Sundays, Jan 9-Mar 6, 10:00 AM to 1:00 PM

9 sessions \$357 (\$362 after Dec 23)

Material fee – Firing fee: see chart left

◆ Beginner

Come join us for this fun beginner class, and make your new favorite mug, bowl, or vase while learning how to create basic ceramic forms on the pottery wheel. We will discuss form, function, glazing and design while practicing the skills learned during class. Please note: You will need to park offsite for this class; the parking lot is reserved on Sundays by the Demarest Baptist Church for services.

## NEW! BOUNDLESS HANDBUILDING

Irina Lakshin

22W CER357: Mondays, Jan 3-Mar 7, 9:15 AM to 12:15 PM

No class on Jan 17 or Feb 21

8 sessions \$319 (\$324 after Dec 23)

Material fee - Firing fee: see chart left

◆ Intermediate and advanced

This class is an opportunity for students to work with clay as an art medium, and not just function. Using basic techniques like pinching, coiling or slab building, students will build various forms of sculptures. The principal of how to build from a big general form to specific details will be explored. The instructor will explain how to make any desired object. Whether it's an animal, carrot, or shoe, it does not matter – anything can be made from clay. A variety of examples of finishing surfaces will also be introduced. Students are required to have some basic handbuilding experience before enrolling in this class.



Naho Kambayashi, faculty

## WHEEL-THROWING FORM AND DESIGN INTENSIVE

Janis Cutler Gear

22W CER343: Mondays, Jan 3-Mar 7, 12:30 PM to 3:30 PM

*No class on Jan 17 or Feb 21*

8 sessions \$319 (\$324 after Dec 23)

Material fee - Firing fee: see chart on page 7

🌀 ■ ◆ All levels

This class will focus on developing your skills on the potter's wheel while considering the beauty of form, function, and design through demonstration and hands-on wheel time with independent study. We will explore basic forms of cylinders, plates, and bowls, and then move on to creating tea bowls, goblets, teapots, and pitchers. There will also be ample time to explore surface decoration and glazing.

## HAVING IT ALL

Eric Lawrence

22W CER234: Mondays, Jan 3-Mar 7, 7:00 PM to 10:00 PM

*No class on Jan 17 or Feb 21*

8 sessions \$319 (\$324 after Dec 23)

Material fee - Firing fee: see chart on page 7

🌀 ■ ◆ All levels

The wheel, slab roller, extruder, and our hands are just some of the tools available in the studio to help us make things. But all too often and all too quickly, we tend to gravitate towards one method and forget about the rest. Taking a look at all of our resources is a great way to begin making pots or sculpture, and it's a wonderful way for experienced clay hands to find new inspiration. Come open to experimentation and bring a sense of humor.

## CERAMIC JEWELRY: WEARABLE CLAY!

Naho Kambayashi

22W CER321: Tuesdays, Jan 4-Mar 8, 9:15 AM to 12:15 PM

10 sessions \$380 (\$385 after Dec 23)

Material fee \$15

Additional material fee payable to instructor for jewelry findings

Material fee - Firing fee: see chart on page 7

First bag of clay not included

🌀 ■ ◆ All levels

This class will introduce you to the art of ceramic jewelry making by combining clay with different media (metal, glass, leather wire, etc.) to create beautiful pendants, necklaces, bracelets, earrings, and more! Examples of finished jewelry and step-by-step demonstrations will guide you in making your own unique wearable clay! Some beading and wire technique will be introduced. Combining beautiful shapes, textures and glazes – the possibilities are endless! (After discussion in the first class, you will purchase your own supplies or purchase from the instructor.)

## ALTERED POTS FROM THE WHEEL TO BEYOND

Susan Bogen

22W CER347: Tuesdays, Jan 4-Mar 8, 12:30 PM to 3:30 PM

10 sessions \$395 (\$400 after Dec 23)

Material fee - Firing fee: see chart on page 7

🌀 ■ ◆ All levels

We start with centered symmetrical wheel-thrown vessels, then have fun altering our pots. It can be as simple as adding a handle, spout, or lid, or flattening, squaring, paddling, carving, cutting, or faceting. So many options to explore! Come and have some fun with clay!



## ADVANCED EXPLORATION ON THE POTTER'S WHEEL

Eileen Sackman

22W CER355A: Tuesdays, Jan 4-Mar 8, 7:00 PM to 10:00 PM  
10 sessions \$395 (\$400 after Dec 23)

◆ Advanced

22W CER355B: Sundays, Jan 9-Mar 6, 1:30 PM to 4:30 PM  
9 sessions \$357 (\$362 after Dec 23)

■◆ Intermediate and advanced

Material fee - Firing fee: see chart on page 7

In this advanced level ceramic class, you will continue to develop your skills and aesthetics in clay while working on the potter's wheel. You will gain a closer connection to the material while learning to work with more advanced techniques such as narrow neck bottles and throwing in parts to double-walled pots and more. We will discuss style, form, function, and surface treatment throughout the session.

## POLYMER CLAY FLOWERS

Pooja Dhawan

22W MSC134: Wednesdays, Jan 5-Mar 9, 9:15 AM to 12:15 PM  
10 sessions \$360 (\$365 after Dec 23)

Material fee \$30 Material list: tasoc.org

◆◆◆ All levels

Create lasting beautiful flowers using an air-dry polymer clay. You will learn how to texture petals and leaves to make a realistic bouquet of mixed flowers and foliage, such as roses, cherry blossoms, peonies, daisies, eucalyptus, hydrangeas, sweet peas and more.

## COLORFUL CLAY

Megan Carli

22W CER335: Wednesdays,  
Jan 5-Mar 9, 12:30 PM to 3:30 PM  
10 sessions \$395 (\$400 after Dec 23)

Material fee \$25

Material fee - Firing fee: see chart on page 7

■◆ Intermediate and advanced

In this class, students will explore how to create functional pottery using agateware, slip inlays, textured surfaces, and slip casting with multiple colors. Naturally darker clays will be used, as well as mason stains, to create bright colored clay bodies. Students must be proficient in throwing and understand the nature of clay. Additional material fee covers the cost of mason stains and casting materials/tools.



George Taylor, faculty

## EAT, DRINK, & BE MERRY

Susan Bogen

22W CER242: Wednesdays,  
Jan 5-Mar 9, 7:00 PM to 10:00 PM  
10 sessions \$395 (\$400 after Dec 23)

Material fee - Firing fee:

see chart on page 7

◆◆◆ All levels

Come make luscious pots designed to hold, serve, and prepare food. We will start with drinking vessels and move on to pitchers and teapots, then create serving bowls, platters, and baking casseroles. Wheel-throwing and altering are the primary methods explored; emphasis will be on glazing and decorating as well. Bring a strong appetite for making beautiful pots; our goal will be a potluck feast at the end of the semester to try out our new pieces.

## FINDING YOUR INNER CONSCIOUSNESS IN CERAMICS

George Taylor

22W CER351: Thursdays, Jan 6-Mar 10, 9:15 AM to 12:15 PM  
10 sessions \$395 (\$400 after Dec 23)

Material fee - Firing fee: see chart on page 7

◆◆◆ All levels

Meditation need not be a solitary practice. In these trying times, combining your creativity with mindfulness can result in a relaxed, rejuvenated state of mind. Hand-building, wheel work, and surface treatment will be used to investigate mindfulness and meditation in art making. This class is designed for artists with some experience in clay work and a desire to go further in developing a personal voice in the objects that they make. Bring your ideas and inspirations to the studio and see them take form in clay.

## CREATIVE BLOCK

Monitor

22W CER353: Thursdays, Jan 6-Mar 10, 12:30 PM to 3:30 PM  
10 sessions \$210 (\$215 after Dec 23)

Material fee - Firing fee: see chart on page 7

◆ Advanced

Join other advanced ceramic students in a creative and supportive environment in this private ceramic studio time. By registering, students are guaranteed time to work on their projects as well as their own single shelf space. This class has no instruction and is for advanced level students only.



## GETTING BEHIND THE (POTTER'S) WHEEL

Alisen Herman

22W CER349: Thursdays, Jan 13-Mar 10, 7:00 PM to 10:00 PM

9 sessions \$357 (\$362 after Dec 23)

Material fee - Firing fee: see chart on page 7

🌀 Beginner

Have you always wanted to learn to throw on the potter's wheel? Learn the fundamentals and make cylinders, cups, bowls and more in this beginner class. You will be guided through the process of preparing clay, throwing, shaping, and trimming your pieces. Students will also discover their creative voice through basic surface decoration and glazing. This class is best for beginners and those who need a refresher.

## NEW! HANDBUILDING BASKETS IN CLAY

Denise Kadar

22W CER358A: Fridays, Jan 7-Mar 11, 9:15 AM to 12:15 PM

22W CER358B: Fridays, Jan 7-Mar 11, 12:30 PM to 3:30 PM

10 sessions \$395 (\$400 after Dec 23)

Material fee - Firing fee: see chart on page 7

■◆ Intermediate and advanced

Our focus here will be on the basket form – both its sculptural as well as functional nature, used for serving food, arranging flowers, or displaying collections. We will construct our pieces with slabs of clay using a variety of bisque molds and templates and finish our baskets with interesting glaze and oxide combinations. Unusual handle treatments will also be highlighted, including the use of natural wood branches for a mixed media approach. Come join us to learn a bushel basket of new handbuilding and decorative techniques! Best for the intermediate and advanced student.



Denise Kadar, faculty



## PORTRAIT IN CLAY

Irina Lakshin

22W SCU116: Thursdays, Jan 6-Mar 10, 12:30 PM to 3:30 PM

10 sessions \$465 (\$470 after Dec 23)

Material fee - Firing fee: see chart on page 7

Material list: [tasoc.org](http://tasoc.org) Model each session

🌀■◆ All levels

In this class, students will sculpt a life-sized portrait from observation. There will be a model to work with, or students can use a photo reference if they prefer. We will sculpt on armature the old-fashioned way, learning the structure of the skull, human anatomy, and how to achieve likeness. How to make all facial features and hair will be explained and demonstrated. Portrait busts will be accurately removed from the armature, hollowed, and fired in the kiln. Students will have the finished piece by the end of this course. Experience in sculpting with clay is not necessary.

## FIGURE SCULPTURE

Irina Lakshin

22W SCU115:

Thursdays, Jan 6-Mar 10, 7:00 PM to 10:00 PM

10 sessions \$460 (\$465 after Dec 23)

Material fee - Firing fee: see chart on page 7

Material list: [tasoc.org](http://tasoc.org) Model each session

🌀■◆ All levels

This course provides a progressive approach to clay modelling from the life model. Students will learn how to sculpt a figure from observation. They will learn how to develop the abstract composition of the body: to understand and control contour in three dimensions, to resolve organic volume, to achieve dynamism through form. To make a finished piece, students will learn how to hollow the clay sculpture for firing in the kiln.



**OPEN STUDIO: LIFE DRAWING**

Monitor

22W DRA026: Saturdays, Jan 8-Mar 5, 9:15 AM to 12:15 PM

9 sessions \$185/member (\$190 after Dec 23)

\$235/non-member (\$240 after Dec 23)

Model each session No senior discount

◆ All levels

Come join a community of artists and students in a creative and supportive environment and hone your skills at drawing from life. Live model each session from short 1-minute gestural poses working up to longer 20-minute sittings. Expand your life-drawing vocabulary in the company of other artists, each bringing their own focus and experience to the studio. A wonderful way to get in that extra practice. Registration required for the Winter 2022 semester.

**ONLINE! DRAWING FOR ABSOLUTE BEGINNER**

Maud Guilfoyle

22W VDRA109: Mondays, Jan 3-Mar 7, 12:30 PM to 2:30 PM

*No class on Jan 17 or Feb 21*


8 sessions \$195 (\$200 after Dec 23)

Material fee \$8 Material list: [tasoc.org](http://tasoc.org)

◆ Beginner

Everyone can draw –all that is needed is desire and time to practice. Each class will begin with a demo, continue with individual guidance and end with discussion. We will start with marks and patterns made with pencil, and gradually add other media: colored pencils, pen and ink, and markers. Each class will have a still life set up to draw – basic shapes, spheres, boxes and shapes from nature – but as the course progresses, the still lifes will become more complex.

The last two weeks will be drawn from the student's own set up.



Dana DiMuro, faculty

**DRAWING BASICS**

Margery Theroux

22W DRA095: Mondays, Jan 3-Mar 7, 7:00 PM to 10:00 PM

*No class on Jan 17 or Feb 21*

8 sessions \$300 (\$305 after Dec 23)

◆ Beginner

This class explores the basics of drawing. New students will start at the very beginning learning about materials, making value charts, and drawing simple forms. Advanced students take on more challenging exercises such as texture, glass, wood, plastic, drapery, and more complicated objects. Each class will be set up with two still lifes: one for beginners and one for more advanced students. You will learn how to create form with line and shadow, and investigate composition and space. We'll start with pencil and paper; those who wish to can move on to charcoal or venture into color with colored pencil.

**NEW! CLASSICAL METHODS IN DRAWING**

Dana DiMuro

22W DRA110: Tuesdays, Jan 4-Mar 8, 9:15 AM to 12:15 PM

10 sessions \$360 (\$365 after Dec 23)

Material fee \$10

◆ Beginner

The ability to draw accurately from life is a basic artistic requirement. Students will be taught to not only copy their subjects but instead, learn to translate nature in a way that is both accurate and artistically beautiful. Develop your powers of draftsmanship, study works of the Old Masters, and gain a deep, practical understanding of the materials and methods of drawing. Concepts will be reinforced while you learn

"how to see" from direct observation. Students will become familiar with formal elements like lines, negative/positive space, composition, and value. Demonstrations will introduce you to various techniques such as crosshatching and shading to help you express the form more completely. You will grow your skills and perceptions beyond what you already know about drawing.

**FIGURE DRAWING: SHORT & LONG POSE**

Brian Bailey

22W DRA103: Tuesdays, Jan 4-Mar 8, 7:00 PM to 10:00 PM

10 sessions \$440 (\$445 after Dec 23)

Material list: [tasoc.org](http://tasoc.org) Model each session

◆ All levels

This class will include demonstrations and guided instruction in building a structural figure study. Shorter poses will be followed by a long pose to allow students to focus on and achieve tonal solidity in a variety of dry media. Some drawing experience is recommended.

# Drawing/Painting (pastel/acrylic/oil)

ADULT COURSES • WINTER 2022

## DRAWING: BEYOND BASICS

Margery Theroux

22W DRA099: Wednesdays, Jan 5-Mar 9,  
12:30 PM to 3:30 PM

10 sessions \$384 (\$389 after Dec 23)

Material list: [tasoc.org](http://tasoc.org)

■ Intermediate

This course is for students who have a foundation in basic drawing. Using color, students will focus on technique, composition, and texture. A variety of drawing materials will be used, including colored pencils or pastel pencils. With the use of color, students will start to learn some of the simpler concepts of color theory.

## STEP BEYOND BASICS

Margery Theroux

22W DRA105: Wednesdays, Jan 5-Mar 9,  
7:00 PM to 10:00 PM

10 sessions \$384 (\$389 after Dec 23)

Material list: [tasoc.org](http://tasoc.org)

◆ Advanced

This class will encourage students to use their skills to plan and develop concepts.

This gives the student opportunities to explore experimental composition and subject matter rather than exercising observational drawing only. Students will explore multiple materials and mixed media in their drawing projects, which will pose the question, what is a drawing?

## DRAWING: INSIDE AND OUT

Ursula Schneider

22W DRA108: Fridays, Jan 7-Mar 11, 9:15 AM to 12:15 PM

10 sessions \$360 (\$365 after Dec 23)

Material list: [tasoc.org](http://tasoc.org)

◆ ■ ■ All levels

This course will be guided by your ideas and will introduce the skills needed to accomplish your goals. The practice of drawing from life and imagination will enable you to develop your drawing skills as well as a personal drawing language. For those students interested in constructing abstract drawings and using elements of geometry or architectural perspectives, these processes and the necessary tools will be introduced. If planning to use images from your phone, please bring a paper print out. Drawing can originate from many sources - from maps and schedules to birds' footprints in the snow, it can tell a story and show a universe.



## INTRODUCTION TO SOFT PASTEL

Brian Bailey

22W PAI155: Mondays,  
Jan 3-Mar 7, 9:15 AM to 12:15 PM

*No class on Jan 17 or Feb 21*

8 sessions \$307 (\$312 after Dec 23)

Material fee \$12

Material list: [tasoc.org](http://tasoc.org)

Model 3 sessions

◆ ■ ■ All levels

Learn the beauty of the vibrant medium of pastel! This class will include demonstrations and individual instruction in the fundamentals of working with pastels. Using pastel as both a fundamental drawing and painting medium as well as an expression of gestural color to traditional drawing methods. Discussion on techniques such as underpainting and blending will help build towards creating balanced color and tonal studies from observational subject matter of still life and the figure.



Ursula Schneider, faculty

## MENTOR PROGRAM

22W MEN131: Total 3 hours  
- to be arranged with faculty  
\$200 No senior discount or membership fee

◆ ■ ■ All levels

Work one-on-one with a faculty mentor towards a personal goal or specific accomplishment. Includes: periodic meetings to review and critique work, evaluations of progress, and recommendations for future study.



## DRIVEN TO ABSTRACTION!

Judy Schaefer

22W PAI141: Mondays, Jan 3-Mar 7, 12:30 PM to 3:30 PM

*No class on Jan 17 or Feb 21*

8 sessions \$288 (\$293 after Dec 23)

Material list: [tasoc.org](http://tasoc.org)

■◆ Intermediate and advanced

This course is about having a good idea, whether referential or non-objective, and using one's medium to confirm it. We begin class with a group discussion of each student's current work. Because this is reflective of their very different journeys, we are able to explore and compare their diverse approaches to the structuring of pictorial space and to the expressive use of form, color, line, rhythm, and surface. Whether your goal is to find your focus or to gain more control of process, join us! Advanced painters new to abstraction are welcome. Oil, acrylic, or pastel.

## PAINTING & DRAWING: A GUIDED EXPLORATION

Polly King

22W PAI126: Tuesdays, Jan 4-Mar 8, 9:15 AM to 12:15 PM

10 sessions \$392 (\$397 after Dec 23)

Material list: [tasoc.org](http://tasoc.org) Model 4 sessions

◆■◆ All levels

This course is designed to help artists improve both their technique and discover fresh ways of seeing. Working from a combination of warm-up drawing sessions, still-lifes referencing both modern and traditional paintings, and sessions with live models, students will be encouraged to experiment with structure, style, and method. As works unfold week by week, students will be offered personalized critiques and suggestions of different approaches to try - often by showing examples of how painters in the last two centuries dealt with similar challenges. Students will finish the course with several completed works reflecting their evolving artistic vision and a deeper understanding of how expression and technique intertwine. Oil or acrylic paints are welcome, as are the drawing materials of your choice.



## NEW! TECHNIQUES IN CLASSICAL PAINTING

Dana DiMuro

22W PAI163: Tuesdays, Jan 4-Mar 8, 12:30 PM to 3:30 PM

10 sessions \$360 (\$365 after Dec 23)

Material fee \$10 Material list: [tasoc.org](http://tasoc.org)

◆ Beginner

This class aims to train the artist to acquire an understanding of the works and methods of the Old Masters while gaining their own creative self-confidence in this contemporary world. Students will receive individual attention with a demonstrative and hands-on approach to the fundamentals of painting. Students will learn how to approach the process of painting - the use of light in the composition and the effects of light and shadow on nature as we work from various still life set ups. We will draw our still life first, then transfer those to our canvases. Designed for beginner painters, or those who have been away from making art for a while. This class is also open to intermediate painters who want to take a step back and discover what they may have missed from the start.

## ONLINE! ABSTRACTION: HISTORY, POSSIBILITY AND CRITICAL THINKING

Judy Schaefer

22W VPAI162: Tuesdays, Jan 4-Mar 8, 12:30 PM to 2:30 PM

10 sessions \$240 (\$245 after Dec 23)

Material list: [tasoc.org](http://tasoc.org)

◆■◆ All levels

Abstraction is often thought of as a wild ride driven by intuition, and it can be just that. But it is hard to improve when "good" art is only a matter of gut feeling. We need to establish criteria that allows us to make our work better. With the media of your choice, we will consider how effectively form, color, line and gesture can be used in pictorial space to build integrated and expressive compositional structure. This is a course for those with some experience who are open to a correlation of "how to" with art history.

## ONLINE! ANYONE CAN PAINT

Amanda Wilson

22W VPAI133: Tuesdays, Jan 4-Mar 8, 7:00 PM to 10:00 PM

10 sessions \$360 (\$365 after Dec 23)

Material list: [tasoc.org](http://tasoc.org)

◆■ Beginner and Intermediate

Find and enable your inner artist. Learn to see like an artist and gain the painting skills you've always wanted. Topics covered include line, shape, color, and composition. We will be working from still life and reference images. Enjoy the process of painting and learn to quiet the critic within. With practice, anyone can learn to paint! Continuing students are welcome. Oil or acrylic.

# Painting (acrylic/oil)

ADULT COURSES • WINTER 2022



Amelia Adler, student



Manorama Dhar, student



Natsuki Park, student

## PORTRAITS & MORE

Amy Dudash Robinson

22W PAI137: Wednesdays, Jan 5-Mar 9, 7:00 PM to 10:00 PM

10 sessions \$440 (\$445 after Dec 23)

Material list: [tasoc.org](http://tasoc.org) Model each session

◆ All levels

This class explores the essentials of portraiture, starting with a modified old master technique. Working from a live clothed or costumed model, we will discuss anatomy, proportions, color temperature, values, and other keys to capturing the likeness of a sitter. Each class starts with a warm-up drawing exercise. Artists are coached and guided through each phase of creating a portrait. You may also work from photos or a still life of any subject matter. Individual instruction and critiques are given with attention to personal goals. All skill levels are welcome. Oil or acrylic, but oils are preferred.

## INDEPENDENT STUDIO

Vesselina Traptcheva

22W PAI161: Thursdays, Jan 6-Mar 10, 9:15 AM to 12:15 PM

10 sessions \$384 (\$389 after Dec 23)

Material list: [tasoc.org](http://tasoc.org) Model 3 sessions

◆ All levels

This class will be conducted as an independent studio, with guidance from the instructor to help students develop their own practices. In addition, setups of still lifes will be provided along with three separate life model sessions for those who are interested in working from direct observation. This class will help you develop a series of works on a topic of your choice, help develop your technique (mixed media, oils, acrylics, watercolors, collage, or drawing), or help you find your topic and/or material of preference. All subjects and media are welcomed.

## COLOR & PROCESS

Ursula Schneider

22W PAI147: Fridays, Jan 7-Mar 11, 12:30 PM to 3:30 PM

10 sessions \$360 (\$365 after Dec 23)

Material fee \$10 Material list: [tasoc.org](http://tasoc.org)

◆ All levels

This course is an introduction to contemporary painting styles through acrylics. We will create abstract paintings in acrylic on paper and canvas, exploring a variety of acrylic media to enable rich effects such as transparency and texture. Acrylics are extremely versatile; the short drying time allows you to quickly rework color and composition as needed. Each class will focus on a particular topic such as color, composition, or painting method. Assignments will give you direction to creatively interact with the materials and develop your own painting ideas. Visual presentations and critiques will take place at appropriate times to inform and inspire you in your painting practice. There will be hands-on exercises in color theory and color mixing. The goal is to empower you to work with color thoughtfully and help you find a personal painting language in the process.

## PAINTING FROM START TO FINISH

Margery Theroux

22W PAI149: Saturdays, Jan 8-Mar 5, 12:30 PM to 3:30 PM

9 sessions \$345 (\$350 after Dec 23)

Material list: [tasoc.org](http://tasoc.org) Model 3 sessions

◆ All levels

Hone your painting skills or start from the very beginning. This class allows creative experimentation with materials, techniques, and a variety of subject matter: still life, portraits, life model, and photos. As you journey through learning and practicing the craft, your individual style will emerge. Learn color mixing, composition, and how to get the most out of each stroke of paint on your canvas. Oil or acrylic.



## HYBRID! CHINESE BRUSH PAINTING: A DIFFERENT APPROACH

Jane Chang

### In-studio 22W WAT102A:

Mondays, Jan 3-Mar 7, 7:00 PM to 9:00 PM

No class on Jan 17 or Feb 21

8 sessions \$195 (\$200 after Dec 23)

### In-studio 22W WAT102B:

Saturdays, Jan 8-Mar 5, 9:15 AM to 12:15 PM

9 sessions \$324 (\$329 after Dec 23)

### Online 22W VWAT102B:

Saturdays, Jan 8-Mar 5, 9:15 AM to 12:15 PM

9 sessions \$324 (\$329 after Dec 23)

Material list: [tasoc.org](http://tasoc.org)

◆ ■ ◆ All levels

This class will start with a brief introduction to the art and soul of Chinese brush painting. There will be demonstrations of flowers and landscapes followed by the opportunity to paint. We will focus on quality of strokes, color preparation, rhythm, movement, energy, composition, and more. We'll also cover some special techniques using salt, milk, coffee, tea, splashing, pressing, rubbing, etc. Let the spontaneous harmony and rhythm of Chi (energy) dominate and flourish and you will learn and master the beauty of this timeless medium in no time. **Please note: When registering, make sure you choose the correct section – either in-studio or online.**

## BEYOND THE JOY OF WATERCOLOR

Marilyn Rose

22W WAT104: Wednesdays, Jan 5-Mar 9, 9:15 AM to 12:15 PM

10 sessions \$384 (\$389 after Dec 23)

Material fee \$10 Material list: [tasoc.org](http://tasoc.org) Model: 3 sessions

◆ Advanced

For students who have already taken Marilyn's Joy of Watercolor class. This class will lead you further along your watercolor journey, helping you stretch yourself creatively and sharpen your artistic voice. Emphasis will be on guided exercises that let you explore working in a series (using reference materials as a jumping off point) and going deeper into techniques as we try out different materials, tools, and means of applying paint.



# Painting(watercolor)



## JOY OF WATERCOLOR

Marilyn Rose

22 WAT092: Wednesdays,

Jan 5-Mar 9, 12:30 PM to 3:30 PM

10 sessions \$384 (\$389 after Dec 23)

Material fee \$10

Material list: [tasoc.org](http://tasoc.org)

Model: 3 sessions

◆ ■ ◆ All levels

Discover a fresh, loose approach to watercolor. Learn to work with, not against, the medium to create dynamic paintings which seem to paint themselves. Emphasis will be on color mixing, shape making,

and loose brushwork as a common approach to all kinds of subject matter, including still life, portraits, and figures. Classes include demonstrations and brief critiques, leaving plenty of time for you to apply the principles you have learned to your own paintings. Students enrolling in this class should have previous drawing experience.

## HAVE FUN WITH WATERCOLOR

Jane Chang

22W WAT107: Fridays, Jan 7-Mar 11, 12:30 PM to 3:30 PM

10 sessions \$360 (\$365 after Dec 23)

Material list: [tasoc.org](http://tasoc.org)

◆ ■ ◆ All levels

Are you frustrated with your watercolors? Relax. Let's have fun with watercolor by painting quickly to create spontaneous, quick, and loose paintings. We will briefly explore the basic elements, characters, and beauty of watercolor. By incorporating color, value, composition, line, space, and water-control, we will create exciting work. How to build self-confidence in painting will also be addressed. No painting experience is required.

## MENTOR PROGRAM

22W MEN131:

Total 3 hours – to be arranged with faculty

\$200 No senior discount or membership fee

◆ ■ ◆ All levels

Work one-on-one with a faculty mentor towards a personal goal or specific accomplishment. Includes: periodic meetings to review and critique work, evaluations of progress, and recommendations for future study.

## NEW! IPHONE FILMMAKING FOR BEGINNERS

Kasia Skorynkiewicz

22W PHO067: Mondays, Jan 3-Mar 7, 12:30 PM to 3:30 PM

No class on Jan 17 or Feb 21

8 sessions \$288 (\$293 after Dec 23)

🔗 Beginner

The best camera is the one that's with you. This class introduces the art of visual storytelling that is available to anyone with an iPhone. Students will learn the fundamentals of shooting videos and editing them, all from the palm of their hands. Students will unleash their creativity while learning the basic skills of operating a camera phone, various camera shot types and camera movements, composition, the importance of lighting and sound, and editing. Students will be given the opportunity to put what they learn into practice by completing videos in class and for homework. **Please note: This is an iPhone class only. Students will need to download the iMovie editing app. Camera phone tripods are optional but recommended.**

## ONLINE! DIGITAL PHOTOGRAPHY: THE BASICS

Ray Turkin

22W VPHO043: Tuesdays, Jan 4-Mar 8, 12:30 PM to 3:30 PM

10 sessions \$360 (\$365 after Dec 23)

🔗 Beginner

Whether you take pictures on vacation or photograph your family and friends at home, this course will improve your skills and help make you a better photographer. It is applicable to users of DSLR and mirrorless cameras, as well as advanced point-and-shoot cameras, and will teach you the basics of digital photography. We will discuss the fundamentals of camera operation and the concepts of exposure, depth-of-field, composition, and lighting to help you create more beautiful images. You will also learn the basics of processing digital images on your computer. Participants will be given the opportunity to put what they learn into practice by photographing during the classroom sessions and through homework assignments. Please bring your digital camera (DSLR, mirrorless, or advanced point-and-shoot), camera battery, memory card, lenses, and user's manual to class.

## ADOBE LIGHTROOM CLASSIC

George Garbeck

22W PHO063: Tuesdays, Jan 4-Mar 8, 12:30 PM to 3:30 PM

10 sessions \$360 (\$365 after Dec 23)

🔗 ■ Beginner and Intermediate

Take your photos from the ordinary to the extraordinary! Used by more amateur and professional photographers than any other photo editing software, Lightroom Classic is the essential tool for organizing, editing, and sharing our photography. Designed by the creators of Photoshop, it offers a rich set of tools for keeping track of your photos. Its editing tools are intuitive, powerful, and non-destructive. Lightroom Classic, the latest version of the original will be featured, but students with older versions can still benefit from this class. You will need a laptop (PC or Mac) with Lightroom, a mouse, and a card reader. Later classes will require a memory card with photos.

## ONLINE! FULLY REALIZING THE BEAUTY AND POWER OF YOUR DIGITAL PHOTOGRAPHS

Hank Gans

22W VPHO065A: Tuesdays, Jan 4-Mar 8, 7:00 PM to 10:00 PM

22W VPHO065B: Wednesdays, Jan 5-Mar 9, 9:15 AM to 12:15 PM

10 sessions \$360 (\$365 after Dec 23)

■◆ Intermediate and advanced

Students logged into this online class (via GoToMeeting) will learn how photographs can be adjusted and modified to realize their full visual potential, while retaining their essential realism. Avoid inadvertently accentuating weaknesses while overlooking key elements that, when emphasized, make your final images visually striking. Once students are familiar with Photoshop processes, they will be guided through the steps of adjusting tones, removing distracting elements, fine tuning composition, lightening and darkening, softening and sharpening, and eliminating/accentuating color. Students will learn the advantages of using the high-quality RAW "digital negative" which contains many hidden tones, colors, and details that will be revealed through techniques taught in this course. The goal will be to have the final images be as close to what you originally saw with your eye and brain prior to taking the photographs. We will be working exclusively with Photoshop and related plug-in software (not Lightroom or Photoshop Elements). A basic knowledge of Photoshop is required and a current version of Photoshop CC software (\$10 monthly subscription) must be installed on the student's computer. Nik Collection and Topaz Adjust 5 (not Adjust AI) are Photoshop plug-ins (apps that are accessed from within Photoshop) that will be used as part of the course workflow.

## ONLINE! MASTERS AND MILESTONES OF PHOTOGRAPHY


Hank Gans

22W VPHO066: Wednesdays, Jan 5-Mar 9, 7:00 PM to 9:00 PM

10 sessions \$240 (\$245 after Dec 23)

🔗 ■◆ All levels

This course will be devoted to the history of photography and utilize the instructor's expansive knowledge of the medium's history. When possible, interviews of the photographers, whose work will be discussed, and trips to visit photographers' heirs, biographers, or estate managers, will be conducted. This offers insights into what made the work of these photographers so unique and influential. Photographers to be discussed include Jill Freedman, Leonard Freed, Rodney Smith, and André Kertész. There will be time for interactive discussion and commentary.



Hank Gans, faculty



**PRINTMAKING**

Amanda Thackray

22W PRI084: Mondays,

Jan 3-Mar 7, 9:15 AM to 12:15 PM

*No class on Jan 17 or Feb 21*

8 sessions \$288 (\$293 after Dec 23)

Material fee \$20

Material list: [tasoc.org](http://tasoc.org)

◆ ◆ ◆ All levels

This course represents a true exploration of printmaking, including materials and comprehensive skill building, with plenty of time for practice and experimentation. The class will begin with exercises that explore the roots of contemporary printmaking. Throughout the class there will be highly-detailed demonstrations of tools, press operations, printing (both on the press and by hand), and finishing techniques. Work will include monotypes, relief printing, collagraphs, and monoprinting. Additional skills such as chine collé and suminagashi paper marbling will be explored. This is a great class whether you are new to printmaking, or if you are an advanced student who would like to explore new angles and focus on crafting complex content.

**ONLINE! TURNING ART INTO ACTION**

Kathryn Eddy

22W VMIX013: Mondays, Jan 3-Mar 7, 7:00 PM to 10:00 PM

*No class on Jan 17 or Feb 21*

8 sessions \$288 (\$293 after Dec 23)

Material list: [tasoc.org](http://tasoc.org)

◆ ◆ Intermediate and advanced

Standing up for something you believe in through your art! This class will help students move beyond technical skills to focus on content. We will look at activist-driven art and discuss how to turn our ideas into action. Collage, drawing, painting, and mixed media will be used to take our thoughts from concept to artwork.

**ONLINE!****ART FROM OUR HEARTS**

Jill Cliffer Baratta

VMIX019: Saturdays,

Jan 8-Feb 12, 11:00 AM to 12:30 PM

6 sessions \$25

Material list: [tasoc.org](http://tasoc.org)

No senior discount or membership fee

◆ ◆ ◆ All levels

This online class is designed, through art, to provide solace, distraction, redirection, support, and expression as a relief from the worries of the day. Not a place for analysis or critique, the class is an opportunity for expressing emotions and feelings that words cannot convey. A therapeutic awareness

is part of the intent, using shape, color, and symbolism. Prior artistic training, drawing ability, and experience are not needed. Materials and prompts will be simple and accessible.

**ONLINE! THE WORLD OF COLLAGE**

Harriet Finck

22W VPAP057: Fridays, Feb 11-Mar 11, 9:15 AM to 12:15 PM

5 sessions \$180 (\$185 after Dec 23)

Material list: [tasoc.org](http://tasoc.org)

◆ ◆ ◆ All levels

Collage is a heady, intellectually-stimulating discipline - and a rather simple gateway to other visual arts. It can be deceptively naive (a collection of old letters juxtaposed with found candy wrappers), tightly composed (a grid of painted squares, resembling a quilt), three-dimensional (vacuum cleaner parts and artificial flowers) and mixed

media (computer scans overlaid with gauze). Welcome to our world. Our teaching is done informally, one-on-one, and in group critiques. Above all, we constantly learn from each other in the studio, where good work is done in a seriously congenial atmosphere.





## BASKETRY: FROM CRAFT TO ART

Sandra Kehoe

22W BAS038: Wednesdays, Jan 5-Mar 9, 7:00 PM to 10:00 PM

10 sessions \$360 (\$365 after Dec 23)

Material fee \$45 Material list: [tasoc.org](http://tasoc.org)

◆ All levels

This course opens the doors into the world of basket weaving. Learn the basics of construction and build baskets that are both functional and decorative. Pattern work with rattan reeds will highlight traditional weaving techniques. We'll also use natural materials with a free form approach to create and shape baskets that are artistically unique. No prior experience needed. Students will make 2 to 3 or more baskets depending on how quickly they work.



## HYBRID! NEEDLE FELTING

Christine Hsiao

**In-studio** 22W FAB055A:

Thursdays, Jan 6-Mar 10, 12:30 PM to 3:30 PM

**Online** 22W VFAB055B:

Thursdays, Jan 6-Mar 10, 12:30 PM to 3:30 PM

10 sessions \$360 (\$365 after Dec 23)

Material fee payable to instructor

◆ All levels

Needle felting is a process which uses a barbed needle to interlock wool fibers to form a more condensed material. Students in this class will learn how to construct soft and colorful 2-D and 3-D felted woolly animals and figures. These needle-felted objects are excellent for various purposes such as personalized gifts, fun decorations, holiday ornaments, or unique, customized souvenirs. **Please note: When registering, make sure you choose the correct section – either in-studio or online.**

## GLOWING GLASS: FLAMEWORKED BEADS

Stephanie Maddalena

22W GLA005A: Thursdays, Jan 6-Mar 10, 7:00 PM to 10:00 PM

22W GLA005B: Fridays, Jan 7-Mar 11, 9:15 AM to 12:15 PM

22W GLA005C: Fridays, Jan 7-Mar 11, 12:30 PM to 3:30

10 sessions \$385 (\$390 after Dec 23)

Material fee: \$65 Additional materials available for purchase

◆ All levels

Take a rod of cold glass, turn it in the flame of a torch, and learn to manipulate it into extraordinarily beautiful flameworked beads, both decorative and practical. Glass beads have incredible depth and can be embedded with flowers and patterns or worked into intricate floral shapes and sculptures. Both beginners and the experienced will have fun learning the latest techniques. If you are new to this art form, beware...it can be quite addictive!



## METALS, ETC.

Susan Kasson Sloan

22W JEL073A: Mondays, Jan 3-Mar 7, 9:15 AM to 12:15 PM

22W JEL073B: Mondays, Jan 3-Mar 7, 12:30 PM to 3:30 PM

*No class on Jan 17 or Feb 21*

8 sessions \$300 (\$305 after Dec 23)

Material fee payable to instructor

◆◆◆ All levels

Learn how to turn a flat sheet of metal into a personal, wearable object. Saw, file, sand, solder and texture the metal to make pendants, brooches, rings, and more! Combine gems and found objects with the metals we use in the studio to make unique pieces of jewelry.

## CREATIVE METALSMITHING AND JEWELRY

Naho Kambayashi

22W JEL090A: Mondays, Jan 3-Mar 7, 7:00 PM to 10:00 PM

*No class on Jan 17 or Feb 21*

8 sessions \$300 (\$305 after Dec 23)

22W JEL090B: Thursdays, Jan 6-Mar 10, 9:15 AM to 12:15 PM

22W JEL090C: Thursdays, Jan 6-Mar 10, 12:30 PM to 3:30 PM

10 sessions \$375 (\$380 after Dec 23)

Material fee payable to instructor

◆◆◆ All levels

Learn to create your original metal jewelry or handmade object! Put your designs and ideas into shape by learning to saw, form, forge, solder, rivet, and much more! Whether you need the basics or are looking for new metalsmithing skills or jewelry techniques, have fun creating something unique, beautiful, and wearable! Metal is a wonderful, versatile material that works well with other media. Students are encouraged to be inquisitive while exploring and experimenting with different materials.

## BASIC BLING

Elizabeth Tokoly

22W JEL087: Tuesdays, Jan 4-Mar 8, 9:15 AM to 12:15 PM

10 sessions \$375 (\$380 after Dec 23)

Material fee payable to instructor Material list: [tasoc.org](http://tasoc.org)

◆ Beginner

Always wanted to learn to make jewelry? Beginners and advanced beginners will move through a series of foundational skills to learn the tools and techniques needed to make your own jewelry. The focus will be on aspects of jewelry making including: clean up (filing to polishing), cold connection (rivets, jump rings), texturing metal (hammer, roll printing), soldering (sweat soldering, probe) and bezel setting both round and fancy shapes. Student designs will dictate material to be purchased.

## JEWELRY TECHNIQUES AND DESIGN

Elizabeth Tokoly

22W JEL088: Tuesdays, Jan 4-Mar 8, 12:30 PM to 3:30 PM

10 sessions \$375 (\$380 after Dec 23)

Material fee payable to instructor Material list: [tasoc.org](http://tasoc.org)

◆◆ Intermediate and advanced

Intermediate students will move through a series of core projects to build a foundation, including: step bezel setting: for round and fancy shaped stones, embellishment: roll printing and hammer textures, soldering: probe and appliqué, filing to polishing, flex shaft, hollow forms, several types of prong setting for rose cut stones or found objects and tube setting. Findings will be covered throughout the class. Projects will take a series of sessions to complete, based on design. Upon completion, a curriculum specific to your design style/technical direction will be created. Advanced students may work on individual projects with guidance from the instructor. Learn the technical and problem-solving skills necessary to create your own jewelry designs from drawings to finished pieces. Materials listed are for step bezel project.

## NEW! CONNECTED TREASURES

Ellen Cohen

22W JEL093: Tuesdays, Jan 4-Mar 8, 7:00 PM to 10:00 PM

10 sessions \$375 (\$380 after Dec 23)

Material fee payable to instructor Material list: [tasoc.org](http://tasoc.org)

◆◆◆ All levels

Perhaps it is a souvenir from a place visited, or an event of special meaning. Perhaps you want to pay homage to someone you love(d) or have a favorite song or poem you'd like to illustrate thru objects. Whether it is found objects, old buttons, photos, or cloth, we will explore transforming those objects into wearable art. Using cold connection techniques, such as tabs, rivets, and simple wire wrapping, you will set found materials and objects onto your own handmade piece of jewelry. Techniques covered in class include creating bezels, soldering, forming, filing, and sanding/finishing.

## JEWELRY FROM BASICS TO BEYOND

Irene Pluntky-Goedecke

22W JEL014A: Wednesdays, Jan 5-Mar 9, 9:15 AM to 12:15 PM

22W JEL014B: Wednesdays, Jan 5-Mar 9, 12:30 PM to 3:30 PM

10 sessions \$375 (\$380 after Dec 23)

Material fee payable to instructor

◆◆◆ All levels

Students learn basic jewelry-making skills such as sawing, filing, and soldering. Jewelry you would like to "recycle" can be redesigned.

Simple bead-stringing techniques are taught.

Critiques and help with problem solving are offered to all students.



Naho Kambayashi, faculty

WINTER 2022

# Young Artists Program

Our Young Artists program is designed to encourage creativity, with an emphasis on process rather than product. Children and teens can explore a variety of art forms online and in person this season. Most importantly, positive acceptance of each child's artistry builds confidence and enhances self-worth. **Please note: in-studio classes are at reduced capacity and masks are required to be worn at all times, in accordance with state guidelines.**

SECURITY RULES REQUIRE THAT YOU COME INTO THE SCHOOL TO DROP OFF AND PICK UP YOUR CHILD FOR IN-STUDIO CLASSES.

## NEEDLE FELTING FOR CHILDREN

Christine Hsiao

22W CHI215: Mondays, Jan 3-Mar 7, 3:45 PM to 5:15 PM

*No class on Jan 17 or Feb 21*

8 sessions \$180 (\$185 after Dec 23)

Material fee \$35

9-11 years

Needle felting is a process which uses special tools to interlock wool fibers to form a more condensed material. No sewing, knitting, or gluing! Children will learn step-by-step techniques that take natural sheep's wool and bring it to life! This class is designed for children to explore their creativity and develop hand-eye coordination while they create 2-D and 3-D soft and colorful felted woolly animals like bunnies, owls, penguins, dogs, and much more!

## WE ARE AMERICAN ARTISTS!

Karen Elder

22W CHI227: Mondays, Jan 3-Mar 7, 3:45 PM to 5:15 PM

*No class on Jan 17 or Feb 21*

8 sessions \$180 (\$185 after Dec 23)

Material fee \$30

7-8 years

This course explores the styles and techniques of some of our country's greatest artists, from colonial times to the present day. Students will learn about composition, color, and form while working in two- and three-dimensions using a variety of materials. Students will be learning a little about each artist's life and how the time and place influenced their art. Projects will be inspired by wonderful artists such as Edward Hicks, Charles Demuth, Louise Nevelson, Robert Indiana, Alexander Calder, Andy Warhol, and Georgia O'Keeffe.

## NEW! IPHONE FILMMAKING FOR KIDS

Kasia Skorynkiewicz

22W CHI261: Mondays, Jan 3-Mar 7, 3:45 PM to 5:15 PM


*No class on Jan 17 or Feb 21*

8 sessions \$180 (\$185 after Dec 23)

Material fee \$10

10-13 years

This class introduces children to the art of visual storytelling through the use of an iPhone. Students will unleash their creativity while learning the basic skills of operating a camera phone. They will learn about various camera shot types and camera movements, think about composition, understand the importance of lighting and sound, and learn to edit their videos in a successful sequence. Students will be given the opportunity to put what they learn into practice by completing videos in class and for homework. **Please note: this is an iPhone class only. Students will need to download the iMovie editing app. Camera phone tripods are recommended but are optional.**





## DRAW & PAINT LANDSCAPES

Karen Elder

22W CHI204: Tuesdays, Jan 4-Mar 8, 3:45 PM to 5:15 PM

10 sessions \$225 (\$230 after Dec 23)

Material fee \$30

5-6 years

Where have you been, and where would you like to go?

Children in this class will draw and paint scenes from the city, country, ocean, sky, and outer space. We can create with pencils, markers, oil pastels, watercolors, and tempera paints. Inspiration may come from studying works by artists such as Vincent Van Gogh, Paul Cézanne, Georgia O'Keeffe, and Grant Wood.

## GETTING CREATIVE WITH CLAY

Peter Lagomarsino

22W CHI248: Tuesdays, Jan 4-Mar 8, 3:45 PM to 5:15 PM

10 sessions \$230 (\$235 after Dec 23)

Material fee \$35

10-13 years

Students in this class will experiment with clay through a variety of projects. Make your very own clay creations while learning different hand-building techniques including slabs, coils, and pinch pots. Creativity, fun, and experimentation is encouraged!

## DRAWING SUPERHEROES AND SUPERVILLAINS

Paul Mores

22W CHI257: Tuesdays, Jan 4-Mar 8, 3:45 PM to 5:15 PM

10 sessions \$225 (\$230 after Dec 23)

Material fee \$30

10-13 years

Students will invent and design their own superheroes and villains using the "Marvel Way," a process developed by Stan Lee, the iconic inventor of Marvel Comics. We are going to draw using simple geometric forms to sketch our characters and then complete them with shading and coloring. Students will also explore the process of storyboarding and create a narrative in "comic book form." Additionally, students will put together a series of drawings of Marvel-like superheroes that incorporate a series of thumbnails, rough, and final designs to complete a mockup "poster like design." During the learning process, we will be viewing several clips from marvel creators and appropriate snippets of marvel movies to influence and guide students' designs.



## NEW!

## PERFECT PAINTING AND DRAWINGS

Kathy Eisler

22W CHI262: Tuesdays, Jan 4-Mar 8, 3:45 PM to 5:15 PM

10 sessions \$225 (\$230 after Dec 23)

Material fee \$30

9-11 years

Pencils, charcoal, watercolors, pastels, and paint will be used in this illustration and painting class. We will master using all these art tools as well as perfecting our drawing and brush skills. Our sketches will take a journey and develop into beautiful paintings! We will be discussing and learning art history as well!

## SUPER SCULPTURE

Mary Martire

22W CHI066: Wednesdays, Jan 5-Mar 9, 3:45 PM to 5:15 PM

10 sessions \$225 (\$230 after Dec 23)

Material fee \$35

7-9 years

Create three-dimensional art with materials such as clay, Pariscraft, paper mache, and wood. Styles range from abstract to realistic; individual expression is encouraged.

## AMAZING ANIMALS

Karen Elder

22W CHI203: Wednesdays, Jan 5-Mar 9, 3:45 PM to 5:15 PM

10 sessions \$225 (\$230 after Dec 23)

Material fee \$30

5-6 years

This drawing and painting course will focus on animals, both wild and domestic. Children will be introduced to David Hockney's wonderful pet portraits and George Rodrigue's ghostly 'Blue Dog' paintings. Students will enhance their drawing skills by learning to see animals as groups of connecting, simple shapes. They will learn how to manipulate various paints and mix their own colors.



## FUNKY MUGS

Megan Carli

22W CHI237: Wednesdays, Jan 5-Mar 9, 3:45 PM to 5:15 PM

10 sessions \$230 (\$235 after Dec 23)

Material fee \$35

10-13 years

Let's get FUNKY! This class will teach the fundamental skills needed to throw your own functional cups, bowls, and more. This class will take both new and experienced students on messy adventures and help them develop a deep love for ceramics and the arts, while bringing their own funky designs to reality!

## CLAY: HANDBUILDING

Mary Martire

22W CHI015:

Thursdays, Jan 6-Mar 10, 3:45 PM to 5:15 PM

10 sessions \$230 (\$235 after Dec 23)

Material fee \$35

7-9 years

Children complete projects as they develop basic clay handbuilding skills. We use coils and slabs to create fantasy animals, personalized masks and more as we explore the limitless potential of clay. Both functional and sculptural projects are explored. Experimentation is encouraged.



## DRAWING ESSENTIALS

Paul Mores

22W CHI198: Thursdays, Jan 6-Mar10, 3:45 PM to 5:15 PM

10 sessions \$225 (\$230 after Dec 23)

Material fee \$30

9-11 years

How much can an artist get out of a pencil? This course is for young artists who love to draw. The basic skills of line drawing, form, shading, perspective and composition will be taught. We will be working with these elements towards finished pencil pieces. General instruction will be given to the class and then individual attention will address each student's specific needs.

## ONLINE! COMICS FOR CHANGE

John Mungliello

22W VCHI199: Thursdays, Jan 6-Mar 10, 4:30 PM to 6:00 PM

10 sessions \$225 (\$230 after Dec 23)

10-13 years

Superman, Batman, Spiderman - these are names of just a few of the heroes created to give people hope. Comic books (and comic characters) are created to inspire. They provide us with a model of what the best versions of ourselves can look like. In this class students will learn the techniques and steps to make their own comics and comic characters to inspire and give hope for a better future. Excelsior! *Materials viewable when registering online.*

## NEW! WINTER WONDERLAND AND NATURE

Kathy Eisler


22W CHI263: Thursdays, Jan 6-Mar 10, 3:45 PM to 5:15 PM

10 sessions \$225 (\$230 after Dec 23)

Material fee \$35

5-6 years

Do you appreciate nature and love doing art during the long winter months? In this class, we will paint winter landscapes with stormy skies. We will show the wind blowing and how snow collects on trees. We will draw, sculpt, and discuss animals that survive the cold climate. This is a drawing, painting, and sculpture class.



## DRAWING AND PAINTING I

Alex Austin


22W CHI259: Saturdays, Jan 8-Mar 5, 12:30 PM to 2:00 PM

9 sessions \$203 (\$208 after Dec 23)

Material fee \$30

10-13 years

Covering a variety of mark-making techniques, we will examine the many ways artists make work in the media of drawing and painting. This course will provide students with experience using a variety of drawing and painting materials and techniques, such as graphite, oil pastel, acrylic paint, drawing from observation, abstraction, self-portraits and more. We will look at the work of artists such as Amy Sherald, William Kentridge, and Ellen Gallagher to investigate how artists express themselves through drawing and painting, as we begin to develop our own individual artistic voices.





## Teens - IN STUDIO & VIRTUAL

### ONLINE! WHO ARE YOU? PORTRAITURE TECHNIQUES & PORTFOLIO DEVELOPMENT

John Mungiello

22W VTEE087:

Mondays, Jan 3-Mar 7, 4:30 PM to 6:00 PM

No class on Jan 17 or Feb 21

8 sessions \$180 (\$185 after Dec 23)

13-17 years

Portraits encapsulate a moment and a life in time. This class will teach you how to draw the face in different ways and mediums, and also how to look deeper, see clearer, and think about what a portrait can say and do. Portraiture is a visual language that expresses our hopes, dreams and experiences. Students can focus on fine art, illustration, and comics. During this class, you can also build a portraiture portfolio for art school and AP art classes. *Materials viewable when registering online.*

### ONLINE! ART PORTFOLIO FOR COLLEGE

Maud Guilfoyle

22W VTEE095: Wednesdays, Jan 5-Mar 9, 7:00 PM to 9:30 PM

10 sessions \$290 (\$295 after Dec 23)

15-18 years

Are you ready for Portfolio Day? This is an intensive art portfolio class for those who desire a winning portfolio and are willing to invest time out of class producing work. By the end of this course, you will have a well-rounded portfolio with works on paper, canvas and three-dimensional pieces if that is your interest. There will be self-portraits, landscapes, still-lives, a pad filled with life drawings, and abstract work. Part of this class consists of writing and talking about your art, what artists inspire you and goals as an artist. *Materials viewable when registering online.*

### GLASS BEADS

Stephanie Maddalena

22W TEE085: Thursdays, Jan 6-Mar 10, 3:45 PM to 5:30 PM

10 sessions \$235 (\$240 after Dec 23)

Material fee \$55

12-15 years

In this class, students will learn to make beads using glass rods and ancient Venetian techniques. Each week, a new style of beads will be demonstrated. We will have a brief discussion on assembling the beads into wearable pieces. **Please Note: Students should come to class wearing old clothes and have long hair tied back.**



### NEW! CLAY WORLD

Jessica Hurban

22W TEE096:

Saturdays, Jan 8-Mar 5, 9:45 AM to 12:15 PM

9 sessions \$260 (\$265 after Dec 23)

Material fee \$65

12-15 years

Discover a different way to use clay every week! Techniques range from basic hand-building to advancing on the pottery wheel. This class is designed to help students build on their skills while creating various projects to take home. If you want a strong foundation in the world of clay, this is the class to take!

## Art for Students with Special Needs

### LET'S EXPLORE ART: FOR STUDENTS WITH SPECIAL NEEDS

Jane Chang

22W CHI243: Saturdays, Jan 8-Mar 5, 1:30 PM to 2:30 PM

9 sessions \$203 (\$208 after Dec 23)

Material fee \$30 No membership fee required

5-18 years

Let's explore and have fun with art! Students will have a hands-on experience and be introduced to all aspects of art creativities from watercolor to drawing, Chinese painting to 3D, and mixed media. Special attention will be given to each student's individual needs and development. Students will be encouraged to participate, contribute, and be spontaneous. This class is for students with any disability.

## Art for Families

### COLLABORATIVE: FOR PARENTS AND CHILDREN

Alex Austin

22W FAM028: Saturdays, Jan 8-Feb 12, 10:00 AM to 11:30 AM

6 sessions \$115 (\$120 after Dec 23)

Price is per person Membership not required – No senior discount  
4 years & up

This family-focused class will provide the space for children and parents alike to explore new approaches to making art. Through a variety of 2D and 3D media, parents and children will investigate the creative possibilities that arise through collaborative artmaking. Playing with drawing and sculpture, we will transform sounds, feelings, and thoughts into visual art. Media will include oil pastels, collage, self-hardening clay, and more. Students will be empowered to make artwork that welcomes experimentation and spontaneity.

# Faculty

Find our complete  
faculty biographies online, visit  
[www.tasoc.org](http://www.tasoc.org)  
click on 'Faculty' under 'About'

## Alex Austin

MAT, Tufts Univ.; BFA, School of the Museum of Fine Arts, Boston.  
Online: [AlexandraAustin.weebly.com](http://AlexandraAustin.weebly.com)

## Brian Bailey

BFA, University of the Arts; studied at NY Academy of Art, Art Students League. Gallery in Washington D.C.  
Online: [brianbaileyartist.com](http://brianbaileyartist.com).

## Jill Cliffer Baratta

MFA, New York Univ.; BPh, Grand Valley State Univ. Studied: Art Inst. of Chicago, School of Visual Arts, College of New Rochelle, Denise Collins, Dorothy Cochran.  
Online: [jclbarattasart.com](http://jclbarattasart.com).

## Susan Bogen

BS, Univ. of Wisconsin. Studied: Univ. of Minnesota, Penland School for Crafts, Greenwich House, TASOC. Online: [gallery23.net/Susan\\_Bogen.html](http://gallery23.net/Susan_Bogen.html).

## Megan Carli

BFA, Academy of Art Univ., focus on Ceramic Sculpture.

## Jane Chang

MBA, Long Island Univ. Studied with Madame Aixinjueluo Hinyi, descendant of the imperial Qing Dynasty, China.

## Ellen Cohen

BS, University of Maryland.  
Online: [ellencohendesign.com](http://ellencohendesign.com).

## Pooja Dhawan

Parson's School of Design.  
Wilton Cake Decorating certificate.  
Online: [madewithsugarandlove.tumblr.com](http://madewithsugarandlove.tumblr.com).

## Dana DiMuro

Studied: Atelier Florence Academy of Art, Natn'l Academy of Fine Arts, School of Visual Arts, Art Students League and Fashion Inst.  
Online: [danadimuro.com](http://danadimuro.com), [instagram.com/danadimuro](http://instagram.com/danadimuro).

## Kathryn Eddy

MFA, Vermont College of Fine Arts  
Online: [kathryneddy.com](http://kathryneddy.com)

## Kathy Eisler

BA, Rutgers Univ. Studied: School of Visual Arts; TASOC.  
Online: [kathyeislerart.com](http://kathyeislerart.com).

## Karen Elder

BS, Iowa State Univ. Also studied: Ramapo & Bergen Community colleges, TASOC, Art Center of Northern NJ.

## Harriet Finck

MArch, Harvard Univ.; BA, Barnard College.  
Online: [harrietfinck.com](http://harrietfinck.com).

## Hank Gans

Mentee of Ernst Haas. Online: [hankgans.com](http://hankgans.com); [art.com](http://art.com); [allposters.com](http://allposters.com).

## George Garbeck

Adobe-Certified Expert.  
Studied: Pratt Institute, Syracuse Univ., William Paterson Univ.  
Online: [georgegarbeck.com](http://georgegarbeck.com).

## Janis Cutler Gear

MFA, NY Academy of Art; BFA, Carnegie Mellon Univ. Studied: International School of Art in Umbria.  
Online: [janiscultergear.com](http://janiscultergear.com) & [instagram.com/janiscutlergear](http://instagram.com/janiscutlergear).



## Bobbie Golden

Professional model for life drawing, sculpture, painting, photography & illustration classes, over 40 years of experience. Poses for: TASOC, Ridgewood Art Inst., Fair Lawn Art Assoc., Montclair Art Museum, FIT, and more.

## Kelly Green-Grady

Studied: Visual Arts Center.  
Online: [Instagram.com/kellygreenusa](http://Instagram.com/kellygreenusa).

## Maud Guilfoyle

BFA, Syracuse Univ. Studied: Art Students League, NY Studio School, Spring Studio, New School.  
Online: [maudguilfoyle.com](http://maudguilfoyle.com).

## Alisen Herman

BFA, Rhode Island School of Design. Studied: Instituto Allende; Peter's Valley School of Craft, Sugar Maples Center for Creative Arts, TASOC.  
Online: [facebook.com/alisenherman](http://facebook.com/alisenherman).

## Christine (Yuhuei) Hsiao

MA, NY Inst. of Technology.  
Online: [woollypets.com](http://woollypets.com).

## Jessica Hurban

MSEd, St. Thomas Aquinas College; BS, SUNY New Paltz

## Denise Kadar

BFA, Univ. of Idaho. Studied: Woodstock School of Art, Sugar Maples Center, Peters Valley school of Craft, Clay Art Center, TASOC.

## Naho Kambayashi

BA, Sophia Univ. Tokyo Japan.  
Online: [facebook.com/mudandgems](http://facebook.com/mudandgems).

## Sandra Kehoe

BS, NJ Institute of Technology. Studied at John C. Campbell Folk School. Online: [sandra-kehoe.squarespace.com](http://sandra-kehoe.squarespace.com).

## Polly King

BA, Bard College.  
Online: [pollyking.com](http://pollyking.com).



**Peter Lagomarsino**

MS, Baruch College. Professional potter and instructor with over 30 years of experience. Online: [petelagopottery.com](http://petelagopottery.com).

**Irina Lakshin**

MFA, New York Academy of Art. Also studied: TASOC, Sergei Isupov masterclass. Online: [irinalakshin.com](http://irinalakshin.com).

**Eric Lawrence**

MFA, Columbia Univ. Studied: Parsons School of Design, Haystack Mountain School of Crafts, Supermud Pottery, Greenwich House Pottery.

**Stephanie Maddalena**

BA, St. Thomas Aquinas College.

**Mary Martire**

MA, William Paterson Univ.; BA, Rutgers Univ. Online: [marymartire.com](http://marymartire.com).

**Paul Mores**

MBA, William Paterson Univ.; BFA, Ramapo College. Graduate Studies in Art Therapy at College of New Rochelle.

**John Mungiello**

MA, Montclair State Univ.; BFA, School of Visual Arts. Online: [instagram.com/jmungiello](http://instagram.com/jmungiello) & [johnmungiello.bigcartel.com](http://johnmungiello.bigcartel.com).

**Nick Park**

University of the Arts. Studied at The Clay Studio and Rosewood Pottery Studio. Teaches at Mud Matters and Cornerstone Pottery Studio in NYC. Online: [facebook.com/nickparkpottery](http://facebook.com/nickparkpottery).

**Shuli Pilo**

MA, College of New Rochelle. RYT: Registered Yoga Teacher. Online: [teapothology.com](http://teapothology.com).

**Irene Pluntky-Goedecke**

Goldsmith degree, Schwäbisch Gmünd, Germany; worked with Sigurd Persson. Studied: Stockholm Arts & Craft School, Sweden.



Irene Pluntky-Goedecke

**Amy Dudash Robinson**

BFA, College for Creative Studies. Online: [amydudashrobinson.com](http://amydudashrobinson.com).

**Marilyn Rose**

BFA, Washington Univ. Online: [marilynroseart.com](http://marilynroseart.com).

**Eileen Sackman**

MFA, SUNY New Paltz. MA, Adelphi University. BA, Hunter College. Online: [eileensackmanceramics.com](http://eileensackmanceramics.com).

**Judy Schaefer**

MA, New York Univ. Also studied: Brooklyn Museum Art School, Univ. of Pennsylvania, Columbia Univ., Pratt, TASOC. Online: [judyschaefer.net](http://judyschaefer.net).

**Ursula Schneider**

MFA, San Francisco Art Inst. Online: [ursulaschneider.com](http://ursulaschneider.com).

**Kasia Skorynkiewicz**

MFA, Montclair State Univ.; BA, Seton Hall Univ. Online: [kasiaskorynkiewicz.com](http://kasiaskorynkiewicz.com) & [instagram.com/beingandbecoming](http://instagram.com/beingandbecoming).

**Susan Kasson Sloan**

Studied: CUNY, Parsons, Art Students League. Online: [susankassonsloan.com](http://susankassonsloan.com).

**Sarah Smith**

BFA, Hartford Art School; Post Baccalaureate UMass Dartmouth. Also studied at Peters Valley School of Craft. Online: [Instagram.com/sarahsariesmith](http://Instagram.com/sarahsariesmith).

**George Taylor**

MFA, Mason Gross School of the Arts. Studied with Mel Edwards, Robert Cooke, Toshiko Takahiro, Ann Tsubota, John Dix, and others. Online: [georgetaylor.studio/georgetaylorstudio](http://georgetaylor.studio/georgetaylorstudio).

**Amanda Thackray**

MFA, Rhode Island School of Design; BFA, Rutgers Univ. Adjunct professor at SUNY Purchase and Rutgers Univ. Online: [ajthackray.com](http://ajthackray.com).

**Margery Theroux**

MFA, Vermont College of Fine Arts; BA, New York Univ. Also studied: Montserrat College of Art, NY Studio School, privately with Sam Feinstein. Online: [margerytheroux.com](http://margerytheroux.com).

**Elizabeth Tokoly**

MFA, Cranbrook Academy of Art, Univ. of the Arts. Online: [eatmetal.org](http://eatmetal.org).

**Vesselina Traptcheva**

MFA, Parsons; BFA, Savannah College of Art & Design. Also studied: Skowhegan School of Painting & Sculpture, Nat'l Academy of Art Sofia, Bulgarian Nat'l HS for Fine Arts. Online: [vesselinatrapcheva.com](http://vesselinatrapcheva.com).

**Ray Turkin**

BEE, City College of NY.

**Amanda Wilson**

BFA, School of Visual Arts; MA, Manhattanville College. Online: [amandawilsonart.weebly.com](http://amandawilsonart.weebly.com) BEE, City College of NY.

**Irene Yoon**

BS, MAT, The College of New Jersey. Studied with Theo Uliano, Andrea Marquis, and Brian Giniewski.

# WEEKLY CLASS SCHEDULE\* -

	MONDAY	TUESDAY	WEDNESDAY	THURSDAY
MORNING	CER357/Lakshin <b>Boundless Handbuilding</b> p.7 JEL073A/Sloan <b>Metals, Etc.</b> p.19 PAI155/Bailey <b>Intro to Soft Pastel</b> p.12 PRI084/Thackray <b>Printmaking</b> p.17	CER321/Kambayashi <b>Ceramic Jewelry</b> p.8 DRA110/DiMuro <b>Classical Drawing Methods</b> p.11 JEL087/Tokoly <b>Jewelry: Basic Bling</b> p.19 PAI126/King <b>Paint/Draw: Exploration</b> p.13	CER Studio/monitor <b>Ceramic Studio Time</b> p.7 JEL014A/Pluntky-Goedecke <b>Jewelry: Basics to Beyond</b> p.19 MSC134/Dhawan <b>Clay Flowers</b> p.9 WAT104/Rose <b>Beyond Joy of Watercolor</b> p.15 VPHO065B/Gans <b>Beauty of Dig. Photos</b> p.16	CER351/Taylor <b>Inner Consciousness</b> p.9 CUL133A/Pilo <b>Yoga</b> p.6 JEL090B/Kambayashi <b>Creative Metal</b> p.19 PAI161/Traptcheva <b>Independent Studio</b> p.14
	<b>ADULT</b> CER343/Cutler Gear <b>Wheel-Throwing Form</b> p.8 JEL073B/Sloan <b>Metals, Etc.</b> p.19 PAI141/Schaefer <b>Driven to Abstraction!</b> p.13 PHO067/Skorynkiewicz <b>iPhone Filmmaking</b> p.16 VDRA109/Guilfoyle <b>Beginner Drawing</b> p.11	<b>ADULT</b> CER347/Bogen <b>Altered Pots: Wheel</b> p.8 JEL088/Tokoly <b>Jewelry Techniques</b> p.19 PAI163/DiMuro <b>Classical Painting</b> p.13 PHO063/Garbeck <b>Adobe Lightroom Classic</b> p.16 VPAI162/Schaefer <b>Abstract: History/Thinking</b> p.13 VPHO043/Turkin <b>Digital Photo: Basics</b> p.16	<b>ADULT</b> CER335/Carli <b>Colorful Clay</b> p.9 DRA099/Theroux <b>Drawing: Beyond Basics</b> p.12 JEL014B/Pluntky-Goedecke <b>Jewelry: Basics to Beyond</b> p.19 WAT092/Rose <b>Joy of Watercolor</b> p.15	<b>ADULT</b> CER353/monitor <b>Creative Block</b> p.9 FAB055/Hsiao <b>Needle Felting</b> p.18 JEL090C/Kambayashi <b>Creative Metal</b> p.19 SCU116/Lakshin <b>Portrait in Clay</b> p.10
	<b>CHILD</b> CHI215/Hsiao <b>Needle Felting (9-11)</b> p.20 CHI227/Elder <b>American Artists (7-8)</b> p.20 CHI261/Skorynkiewicz <b>iPhone Filmmaking (10-13)</b> p.20 VTEE087/Mungiello <b>Teens: Portfolio (13-17)</b> p.23	<b>CHILD</b> CHI204/Elder <b>Draw/Paint Landscape (5-6)</b> p.21 CHI248/Lagomarsino <b>Creative w/ Clay (10-13)</b> p.21 CHI257/Mores <b>Superhero/Villain (10-13)</b> p.21 CHI262/Eisler <b>Painting &amp; Drawing (9-11)</b> p.21	<b>CHILD</b> CHI066/Martire <b>Super Sculpture (7-9)</b> p.21 CHI203/Elder <b>Amazing Animals (5-6)</b> p.21 CHI237/Carli <b>Funky Mugs (10-13)</b> p.22	<b>CHILD</b> CHI015/Martire <b>Clay: Handbuilding (7-9)</b> p.22 CHI198/Mores <b>Drawing Essentials (9-11)</b> p.22 CHI263/Eisler <b>Winter Wonderland (5-6)</b> p.22 TEE085/Maddalena <b>Glass Beads (12-15)</b> p.23 VCHI199/Mungiello <b>Comics for Change (10-13)</b> p.22
	CER234/Lawrence <b>Having It All</b> p.8 DRA095/Theroux <b>Drawing Basics</b> p.11 JEL090A/Kambayashi <b>Creative Metal</b> p.19 WAT102A/Chang <b>Chinese Brush Painting</b> p.15 VMIX013/Eddy <b>Art into Action</b> p.17	CER355A/Sackman <b>Advanced Potter's Wheel</b> p.9 DRA103/Bailey <b>Figure Drawing</b> p.11 JEL093/Cohen <b>Connected Treasures</b> p.19 VPAI133/Wilson <b>Anyone Can Paint</b> p.13 VPHO065A/Gans <b>Beauty of Dig. Photos</b> p.16	BAS038/Kehoe <b>Basketry</b> p.18 CER242/Bogen <b>Eat, Drink, &amp; Be Merry</b> p.9 DRA105/Theroux <b>Draw: Step Beyond Basics</b> p.12 PAI137/Robinson <b>Portraits &amp; More</b> p.14 VPHO066/Gans <b>Masters/Milestones Photo</b> p.16 VTEE095/Guilfoyle <b>Art Portfolio/College (15-18)</b> p.23	CUL133B/Pilo <b>Yoga</b> p.6 CER349/Herman <b>Behind the Potter's Wheel</b> p.10 GLA005A/Maddalena <b>Glowing Glass</b> p.18 SCU115/Lakshin <b>Figure Sculpture</b> p.10
AFTERNOON				
EVENING				

\* Please refer to course description for exact start time.



# WINTER 2022

## FRIDAY

## SATURDAY

CER358A/Kadar		DRA026/monitor	
Handbuild Clay Baskets	p.10	Open Studio Life Drawing	p.11
DRA108/Schneider		WAT102/Chang	
Drawing: Inside & Out	p.12	Chinese Brush Painting	p.15
GLA005B/Maddalena		TEE096/Hurban	
Glowing Glass	p.18	Clay World (12-15)	p.23
VPAP057/Finck		FAM028/Austin	
World of Collage	p.17	Family: Collaborative (4+)	p.23
		VMIX019/Baratta	
		Art from Our Hearts	p.17

## ADULT

CER358B/Kadar		CER Studio/monitor	
Handbuild Clay Baskets	p.10	Ceramic Studio Time	p.7
GLA005C/Maddalena		CHI259/Austin	
Glowing Glass	p.18	Drawing/Painting (10-13)	p.22
PAI147/Schneider		PAI149/Theroux	
Color & Process	p.14	Painting: Start to Finish	p.14
WAT107/Chang		CHI243/Chang	
Fun with Watercolor	p.15	Art Exp: Sp Needs (5-18)	p.23

## SUNDAY

CER356/Sackman	
Where It Begins	p.7
CER355B/Sackman	
Advanced Potter's Wheel	p.9

CER Studio/monitor  
Ceramic Studio Time p.7

The Art School  
at Old Church  
is certified by  
the State of  
New Jersey as a  
**PROFESSIONAL  
DEVELOPMENT  
PROVIDER.**

Call for more  
information.

(201)  
MAGAZINE

Did you see our August  
feature in 201 Magazine?



Check out  
Heidi and  
Nancy's  
go-to spots  
in our  
local area!



# The Art School at Old Church

## policies & membership information

### POLICIES:

**Registration:** We accept registration online or by mail once registration begins, and also by phone one week later. Adult classes are open to students at least 15 years old.

All students are highly encouraged to register as early as possible to ensure a spot in the class(es) of their choice at the lowest cost.

**Membership fee:** The non-refundable membership fee is due each year and is valid through December 31. This annual fee, which helps sustain the school, is required to participate in our weekly classes, but is not required for workshops, virtual classes, cultural arts offerings, gallery visits, or special events. The membership fee is not prorated. Membership fees are:

**Family** - \$50

**Adult** - \$40 (includes teens enrolled in adult classes)

**Young Artist** - \$20

**Payment of fees:** Fees are paid in full at the time of registration. Fees are not prorated. Payment scheduling is available; call for information. Please consider helping us keep costs down by paying with a personal check, made payable to The Art School at Old Church.

**Returned check fee:** A \$15 fee is charged for all returned checks.

**Transfer fee:** There is a \$10 fee for transfer between classes.

**Material lists and fees:** Material lists are available online at [tasoc.org](http://tasoc.org) and can be found under "School". Material fees for classes are listed in the catalog above the course descriptions. For some classes no monetary amount is indicated, as materials can be purchased during class.

**Clay information and firing charges:** Clay and clay tools, as well as sculpture boards and tools, are available for purchase at the desk. Only Art School clay will be fired. Discounted bulk firing charge cards are available at the front desk. **See chart on page 5 for all clay and firing fees.**

**Parking:** Parking is available in our lot and on Orchard St. during the day and evening. If parking offsite, feel free to drop off your art materials at the back gate first. There is no Sunday parking in our lot.

**Senior citizen discount:** A 10% tuition discount is offered upon registration to all students at least 65 years old.


#### Refunds and credits:

- Students who wish to withdraw from a class or workshop must do so in writing (by mail, email, or in person).
- If written notice is received at least one week prior to the start of the class or workshop, full tuition and material fee charges (minus a \$10 processing fee per course) will be refunded or credited to your school account.
- If written notice is received less than one week before the start of the class or workshop, or after it has begun, no refund or credit will be issued. Exceptions require approval from the Executive Director, and requests are to be made in writing accompanied by a doctor's note. If the exception is approved, full or partial tuition and material fees (minus a \$25 processing fee per course) will be refunded or credited to your school account.
- If a class or workshop is canceled by the school and we are unable to reschedule the course, all monies will be refunded, including membership (if it was required).
- There are no refunds for membership except as specified above.
- There are no refunds for classes in the event of teacher substitution.

**Conduct:** The Art School reserves the right to refuse admission or to expel any disruptive student. Cell phone usage is not permitted in studios. Cell phones should be set on silent or vibrate in the studios. **Please note: Children may not accompany adults to classes or studio time.**

**Absences:** Student absences are non-refundable. The school is not responsible for make-up classes, although we will provide assistance when possible. Make-up classes may only occur during the same semester with the same instructor.

**Inclement weather:** Decisions will be made by 7:30 AM regarding morning classes, and no later than 90 minutes before afternoon and evening classes. Please call the school at 201-767-7160 to hear a detailed message. You can also check our Twitter feed, our Instagram feed, or our Facebook page for updates.



Nancy Reilly & Heidi Bacaz, Administrative Associate & Director

Most catalog photos by TASOC staff.





# REGISTRATION FORM

## MEMBERSHIP INFORMATION:

Membership year runs Jan 1 to Dec 31. Weekly courses require annual membership (exceptions are noted in course descriptions). Membership must accompany registration and is non-refundable.

**MATERIAL LISTS ARE ONLINE AT TASOC.ORG**

- ☐ WINTER  
☐ SPRING  
☐ SUMMER  
☐ FALL

DATE \_\_\_\_\_ BIRTH-DATE \_\_\_\_\_ / \_\_\_\_\_ / \_\_\_\_\_  
MO DAY YEAR ☐ YOUTH (under 18)  
☐ SENIOR (65+)

\_\_\_\_\_  
FIRST NAME LAST NAME

\_\_\_\_\_  
ADDRESS

\_\_\_\_\_  
CITY STATE ZIP

( ) ( )  
HOME PHONE CELL / BUSINESS PHONE

\_\_\_\_\_  
E-MAIL ADDRESS

☐ MASTER CARD ☐ VISA ☐ DISCOVER

\_\_\_\_\_  
CREDIT CARD NUMBER

\_\_\_\_\_  
EXPIRATION DATE

\_\_\_\_\_  
NAME ON CARD

\_\_\_\_\_  
BILLING ADDRESS

\_\_\_\_\_  
PARENT NAME (FOR CHILD & TEEN CLASSES)

Tuition Subtotal \_\_\_\_\_

Senior Citizen Discount 10% \_\_\_\_\_

2022 Membership \_\_\_\_\_

Material Fees \_\_\_\_\_

Donation \_\_\_\_\_

TOTAL PAYMENT \_\_\_\_\_

## COURSE CHOICES

1st COURSE CODE/1st choice (circle one)

DAY AND TIME

COURSE NAME

TUITION

2nd COURSE CODE/2nd choice (circle one)

DAY AND TIME

COURSE NAME

TUITION

3rd COURSE CODE/3rd choice (circle one)

DAY AND TIME

COURSE NAME

TUITION

Submission of registration form denotes acceptance of all policies (pg.28). The Art School at Old Church appreciates the use of photos taken by staff, faculty and members to illustrate our catalogs. Please notify us in writing if you do not wish to have your photograph published.

**PLEASE CONSIDER HELPING US KEEP COSTS DOWN BY PAYING WITH YOUR PERSONAL CHECK PAYABLE TO: THE ART SCHOOL AT OLD CHURCH**

MAIL TO: THE ART SCHOOL AT OLD CHURCH, 561 PIERMONT ROAD, DEMAREST, NJ 07627 • PHONE: 201-767-7160

**For Office Use**

register  
**R**

wait list  
**W**

count in  
**C**

\_\_\_\_\_  
receipt #  
\_\_\_\_\_  
receipt #  
\_\_\_\_\_  
receipt #

CA/CK/CC/CR

CA/CK/CC/CR

CA/CK/CC/CR

\$

\$

\$

month / day / year

month / day / year

month / day / year

check #

check #

check #

due cr  
balance  
due cr  
balance  
due cr  
balance



561 PIERMONT ROAD • DEMAREST, NEW JERSEY 07627  
a nonprofit art school & gallery

NON-PROFIT ORG.  
US POSTAGE  
**PAID**  
S. Hackensack, NJ  
Permit No. 79

**ONLINE!**



December 3–5, 2021

Mike Stumbras

**47<sup>th</sup>** annual  
**POTTERY SHOW  
& SALE**  
[oldchurchpotteryshow.org](http://oldchurchpotteryshow.org)

**CALL: 201.767.7160**

**VISIT OUR WEBSITE: [tasoc.org](http://tasoc.org)**

Our catalog is available in large type upon request.

The Art School at Old Church does not discriminate on the basis of race, color, national/ethnic origin, disability, gender identity or sexual orientation in the administration of its educational policies, admissions policies, scholarships or employment practices.



Art from our Hearts is made possible in part by funds from Windgate Foundation

Winter 2022

