



# Summer 2022

Katherine Wang, student

COURSES & WORKSHOPS  
FOR ADULTS, TEENS, & CHILDREN

---

REGISTRATION begins May 17

Register early and save!

Proof of vaccination required for adult  
in-studio classes and workshops. Classes  
on-site follow all NJ state guidelines.



201.767.7160 • [tasoc.org](http://tasoc.org)  
561 Piermont Road, Demarest, NJ 07627



# Welcome to The Art School at Old Church

Sum, sum, summertime . . . just making those sounds brings to mind stones skipping across water. I suspect many people have similar memories of the warmest months. A time-honored antidote to life's routines, summer beckons us to embrace nature and relax with friends and family. It is also a wonderful time to be creative.

Berthe Morisot's Summer Day reminds us of the season's power to stir imagination and reflection. From *A Midsummer Night's Dream* to *Beach Blanket Bingo*, sunny days and balmy nights have motivated artists working in every medium and genre. Given the breadth of summer's appeal, it is no surprise that George Gershwin's *Summertime* is the most recorded song of *all* time.

I am excited to introduce our Summer Catalog. Inside you will find more than 80 classes, workshops, and events that will inspire individuals of all ages. The shorter semester is designed to accommodate your vacation plans and make room for *Blast of Art! for Kids* – our popular summer camp, beginning August 8th. This summer, apply your creativity to making art with friends old and new at The Art School at Old Church.

Dr. Jerry M. James, Executive Director

*With generous support from Windgate Foundation, we are pleased to provide a limited number of tuition scholarships and work exchange opportunities.*

## STAFF

Dr. Jerry M. James, *Executive Director* .....jerry@tasoc.org  
Amy Dudash Robinson,  
*Assistant Executive Director, ADA Coordinator* .....amydrob@tasoc.org  
Heidi Bacaz, *Administrative Director* .....heidi@tasoc.org  
Nancy Reilly, *Administrative Associate* .....nancy@tasoc.org  
Bella LaRicca, *Finance Manager* .....bella@tasoc.org  
Megan Carli, *Ceramic Studio Manager* .....megan@tasoc.org  
Naho Kambayashi, *Jewelry Studio Manager* .....naho@tasoc.org  
William Richichi, *Facilities Manager* .....will@tasoc.org  
Annie Shaw, *Marketing Coordinator* .....annie@tasoc.org

The Art School at Old Church, founded in 1974, is a non-profit, non-denominational cultural center dedicated to providing community access to enriching experiences in the arts. We host art classes and workshops, free exhibitions in our galleries, cultural events, and outreach programs for special populations. Our Annual Pottery Show & Sale is an opportunity to view and purchase one-of-a-kind works of art from nationally-recognized potters.

Our well-equipped studios are bright, spacious, and primarily handicapped accessible. Our faculty of professional artists are devoted to the principle that art and craft are inseparable and help each student, from beginner to advanced, find their artistry through sensitive guidance and friendly, yet serious instruction. Our courses and workshops are designed to provide students a foundation in aesthetics as well as technique.

Supported by tuition and memberships, as well as by individual, corporate, and government contributions, The Art School at Old Church is open to all. We love the creative input of our neighbors. You inspire us to continue to spread the beauty of the arts in our community. Please join us in a creative endeavor as a student, support member, or volunteer.

## TASOC Board of Directors

Carrie Ortiz, *President*  
Judy Schaefer, *Vice President*  
Maureen Lostumbo, *Chair*  
Grant Hobson, *Treasurer*  
Gail Rutigliano, *Secretary*

Susan Bogen	Nicole Romano
Ruth Borgenicht	Martin Semar
Jane Chang	Karen Stern
Bruce Dehnert	James Turnbull
Anthony Iovino	Anne Connors Winner
Urvashi Joneja	Vivien Woodford
Zola Kendi	



# IMPORTANT DATES - MARK YOUR CALENDARS!

## EVENTS

May 5	<i>Sam Visvikis: Ceramics and Works on Paper</i> Opening Reception: 6:00 PM to 7:00 PM
May 22	Virtual Masterclass with Tom & Maggie Jaszczak
Jun 11 – 17	Summer Workshops
Aug 8 – 12	BLAST of Art! for Kids – Week 1
Aug 15 – 19	BLAST of Art! for Kids – Week 2

## START DATES & SCHOOL CLOSINGS

May 17	Summer Registration (Online or Mail)
May 24	Summer Registration (Phone, Online, or Mail)
May 24	Blast of Art! Registration (Phone Only)
May 28 – 30	Closed: Memorial Day
Jun 18	<b>SUMMER SEMESTER BEGIN</b>
Jul 2 – 4	Closed: Independence Day
Jul 26	Fall Registration
Sep 5	Closed: Labor Day

## MIKHAIL ZAKIN GALLERY


*The Zakin Gallery is temporarily closed. Stay tuned for information about future events, including our Rodney Smith exhibit.*

## CAFÉ GALLERY

April 25 – Jun 15    *Sam Visvikis: Ceramics and Works on Paper*  
Please check our website for all upcoming exhibition information.

# masterclass: ceramics

**LIVE ONLINE**  
**May 22**  
**Tom & Maggie**  
**Jaszczak**  
**Process on and**  
**off the wheel**  
**1.5 hrs DEMO &**  
**DISCUSS**



Maggie Jaszczak

# Table of Contents

- About the School .....2
- Workshops .....3
- Cultural Arts .....6
- Ceramics .....7
- Sculpture.....9
- Drawing .....10
- Painting (pastel/acrylic/oil) .....11
- Painting (watercolor) .....13
- Photography .....14
- Printmaking .....14
- Fiber .....15
- Basketry .....15
- Collage .....15
- Mixed Media.....15
- Jewelry/Metalsmithing.....16
- Glass.....17
- Blast of Art! for Kids .....18
- Young Artists Program .....20
- Art for Teens .....23
- Art for Families .....23
- Faculty .....24
- Weekly Class Schedule .....26
- School Policies.....28
- Registration Form .....29

- All gallery exhibitions and most classes are wheelchair accessible
- Assisted listening device available, call to reserve

**THE ART SCHOOL at OLD CHURCH**  
561 Piermont Road, Demarest NJ 07627  
201.767.7160 • [tasoc.org](http://tasoc.org)

The Art School at Old Church is a 501(c)3 not-for-profit corporation.

# about **The Art School at Old Church**

## a nonprofit art center

### OUR HISTORY

The Art School at Old Church was established in 1974 as a non-profit, nonsectarian cultural resource center. A band of artists and friends seeking to start a community art school saw promise in a local 19th-century church building. Through their hard work and dedication, the group transformed the old church into a center for artistic learning and enrichment. Today, The Art School continues to offer educational and cultural experiences that enrich the quality of life in the local and regional community.

### MEMBERSHIP

The non-refundable membership fee is due each calendar year and is valid through December 31. This annual fee helps to sustain the school, and is required to participate in our weekly classes.

Please visit page 28 for membership fees and policies.

### CLASSES AND REGISTRATION

We offer more than 85 classes and workshops each semester for children and adults of all abilities and ages.

**Registration:** We accept registration online or by mail, and also by phone one week after registration begins.

Please visit our registration site: [tasoc.asapconnected.com](http://tasoc.asapconnected.com). Existing students already have an account, but new students will be required to make one. If you need help accessing/creating an account, or for any other questions, please call the school. To learn how to enroll for classes and membership, follow the instructions located on the registration site homepage.

Please visit page 28 for registration information and policies.

### SCHOLARSHIPS

Scholarships are available for individuals who are in need of financial assistance. Applications must be received at least 10 days before the start of the semester to be considered. Please visit our website or call for more information.

#### HOW DO I CHOOSE THE RIGHT CLASS?

To assist you in your selection, symbols for the various levels are available by each course description in the catalog.

- ◆ **Beginner** – Basic skill level with limited or no experience. Classes introduce and develop new skills and techniques.
- **Intermediate** – Student has enough knowledge of medium, technique, and processes to begin developing a personal voice or vision. Supportive guidance encourages continued growth.
- ◆ **Advanced** – Student has demonstrated a level of mastery that allows for independence and a personal vision for their art. He/she is seeking an environment with other artists that further defines and supports the direction of their work.

### YOUTH PROGRAMS

Our Young Artists Program serves students age 4 to 17. We also offer weekly classes and small group sessions for children with special needs. 15 and up may enroll in adult classes (adult membership is required).

### PROFESSIONAL DEVELOPMENT CLASSES FOR TEACHERS

We are approved by the NJ Department of Education as a Professional Development Provider. All classes may be taken for PDP credits.

### VOLUNTEER & WORK EXCHANGE OPPORTUNITIES

We need YOU! Volunteers and Work Exchange students are an integral part of the community at The Art School at Old Church, and we are always seeking additional help. No art experience is necessary, so please consider donating some of your time and energy.

Work Exchange and Volunteer applications can be found on [tasoc.org](http://tasoc.org) under "Opportunities." Please call 201-767-7160 if you have any questions.

### THE GALLERIES

The Mikhail Zakin Gallery features more than 300 artists annually, displaying more than 500 works of art. Exhibitions include both traditional and contemporary work from established and emerging artists. The Café Gallery exhibits student and faculty work from our fine art and craft classes. The galleries are free and open to the public during school hours. Information on exhibiting is available online at [tasoc.org](http://tasoc.org). Please visit the "Submissions" page on our website under "Galleries."

### GIFT GIVING OPPORTUNITIES

Tuition and membership alone do not cover all of our operating expenses. We need your financial support to maintain the quality and affordability of our classes and programming. Tax-deductible donations, gifts, and employer-matched contributions are always welcome and can be included with your registration.

### JOIN OUR E-MAIL LIST/FOLLOW US ON SOCIAL MEDIA

If you would like information on the many exciting classes and events happening at The Art School, please join our e-mail list at [tasoc.org](http://tasoc.org). Click "Subscribe to our e-mails" on our home page and fill out the pop-up form, making sure to check off your areas of interest. Follow us on Facebook, Twitter, and Instagram: @theartschoolnj.

*We look forward to meeting you and making your experience a great one!*

**NEW!  
WRITE ON!**

Zola Kendi

22S WKS409:

Saturday &amp; Sunday, Jun 11 &amp; 12, 10:00 AM to 4:00 PM

2 sessions \$260

No senior discount or membership fee

🎧 ■ ◆ All levels

This workshop teams you up with professional songwriters who will help you create original music. Whether you dig pop, R&B, rock, hip-hop or country, you will learn how to write songs that soar. On the first day participants will compose lyrics and melodies. On day two they will add chords and rhythm to create an awesome song. The collaboration will wrap up with everyone performing their compositions for each other. All aspiring songwriters ages 15 and above are welcome! Please bring your iPhone and any musical instrument if you play one. Please note: You will need to park offsite for this workshop when attending on Sunday; the parking lot is reserved on Sundays by the Demarest Baptist Church for services.

**NEW! CLAY PRIDE**

Nick Park

22U WKS393A: Sunday, Jun 12, 10:00 AM to 1:00 PM 10-14 years

22U WKS393B: Sunday, Jun 12, 1:30 PM to 4:30 PM Adults

1 session \$50

No senior discount or membership fee

🎧 ■ ◆ All levels

ALL ARE WELCOME in this workshop that will celebrate Pride and embrace every color of the rainbow. Explore ways to elevate simple, handbuilt forms utilizing texture, color, and narrative centered around a celebration of community, family, and taking pride in who you are. Participants are also invited to bring outside textures and stamps to highlight and enhance their work. The morning workshop is open to youths 10-14 years old. The afternoon workshop will be for adults. Funded in part by the Henry Luce Foundation, a portion of proceeds from this workshop will support our LGBTQ+ community. Scholarships for this workshop are available for families in need. Please note: You will need to park offsite for this workshop; the parking lot is reserved on Sundays by the Demarest Baptist Church for services.

**THE ART OF SELF PORTRAITS**

Vesselina Traptcheva

22U WKS563: Monday, Jun 13, 10:00 AM to 4:00 PM

1 session \$140

No senior discount or membership fee

🎧 ■ ◆ All levels

The self portrait is a very popular subject for artists. Being one's own model gives the artist both insight and flexibility to experiment. This workshop will give participants the opportunity to create a self portrait from observation with traditional rendering, move on to experimentation with expressions and angles to create an expressive image, abstract the face by merging it with an unusual environment or structure, and create a symbolic self-portrait using a metaphor. Pencil and charcoal.

**NEW! MOSAICS:****MAKING THE BIG PICTURE WITH LITTLE PIECES**

Donna Conklin King

22U WKS077: Tuesday, Jun 14, 10:00 AM to 4:00 PM

1 session \$140

Material fee \$25

No senior discount or membership fee

🎧 ■ ◆ All levels

Welcome to the world of mosaics, where not only is it okay to break things, it's expected! This intensive workshop will introduce beginners to the basics of mosaic making: the variety of materials and adhesives, cutting and laying tile, and the grouting process. Vitreous glass tile, ceramic tile, stained glass, and fine China are available for students to explore and incorporate into their work. All necessary tools, adhesives, and materials

will be provided but students are welcome to bring in their own tiles, broken China, costume jewelry, or personal items they might like to include. Bringing nothing is fine too! Students will complete an 8"x6" mosaic by the day's end.



Donna Conklin King, workshop faculty



# Workshops

ADULT WORKSHOPS • SUMMER 2022

## NEW! MIX IT UP WITH MIXED MEDIA!

Eileen Ferara

22U WKS586: Tuesday,  
Jun 14, 10:00 AM to 4:00 PM

1 session \$140

Material fee \$15

Material list: [tasoc.org](http://tasoc.org)

No senior discount or membership fee

🌀 ■ ◆ All levels

Explore the joy of combining different media in your artwork! Mixed media can be a blend of many different art materials, and we will use paint, fiber, printmaking, and drawing during this workshop. Working on canvas, we will make abstract or representational paintings using two or more types of media. Various techniques will be demonstrated, and experimentation is encouraged.

## JEWELRY: INTRO TO METAL CREATION!

Naho Kambayashi

22U WKS840: Tuesday, Jun 14, 10:00 AM to 4:00 PM

1 session \$140

Material fee \$35

No senior discount or membership fee

🌀 Beginner

This workshop will introduce you to the exciting world of metalsmithing/jewelry making! We will saw, file, drill, forge, hammer, and add a little heat to a copper or brass sheet to turn it into a beautiful piece of jewelry! By the end of the session, you will go home with your very own pair of earrings or a pendant that you created yourself! If you are an artist interested in mixed media, this may be a good place to start. Beware, you could get hooked!



Eileen Ferara, workshop faculty



Pooja Dhawan, faculty

## NEW! HANDMADE FLOWERS

Pooja Dhawan

22U WKS410: Wednesday, Jun 15, 10:00 AM to 4:00 PM

1 session \$140

Material fee \$20 Material list: [tasoc.org](http://tasoc.org)

No senior discount or membership fee

🌀 ■ ◆ All levels

Create handcrafted realistic flowers using air-dry polymer clay. During the workshop, students will learn how to cut and texture petals and leaves and make a beautiful arrangement to take home.

## NEEDLE FELTING: THE GARDEN GNOMES

Christine Hsiao

22U WKS662: Wednesday, Jun 15, 10:00 AM to 4:00 PM

1 session \$140

Material fee \$30 No senior discount or membership fee

🌀 ■ ◆ All levels

Have you seen those jovial little men wearing pointy hats running around in your garden? They are said to bring good luck, and they may

be in the midst of hiding treasures as we speak! Join us for a needle felting workshop focused on creating those crafty garden gnomes! Needle felting uses a barbed needle to repeatedly poke the wool fibers to form a condensed mass and then sculpt it into the desired shape. Will you create the sneakiest little gnomes to hide in your garden for the summer?



Christine Hsiao, faculty





Margery Theroux, faculty

## COLOR THEORY

Margery Theroux

22U WKS519: Wednesday, Jun 15, 10:00 AM to 4:00 PM

1 session \$140

Material fee \$5 Material list: [tasoc.org](http://tasoc.org)

No senior discount or membership fee

◆ ■ ◆ All levels

Journey with us as we explore the dynamics of color!

This workshop will be valuable to any artist, student, or craftsperson that uses color in their work. We will create our own color wheel and discuss a variety of topics, including the emotional impact of color, the nuances of color, and how to use color to enhance your own work. We will execute a series of exercises that will help each student differentiate subtleties between colors and illustrate the power of color (exercises include warm and cool color charts, geometric seasonal charts, and personal color choices). Each exercise will be reviewed by the group as a whole, allowing everyone to see color more objectively and understand how to use it. Handouts will be provided by the instructor.

## NEW! COLOR THEORY: PART II

Margery Theroux

22U WKS587: Thursday, Jun 16, 10:00 AM to 4:00 PM

1 session \$140

Material fee \$5 Material list: [tasoc.org](http://tasoc.org)

No senior discount or membership fee

◆ ■ ◆ All levels

Continuation of Part I. We will continue to investigate how color affects us and how we choose colors. We will explore harmonious color combinations, using our color wheel. There will be discussions on how colors are used in the world around us and how colors have been used in history. We will execute a series of exercises that will help each student differentiate subtleties between colors and illustrate the power of color (exercises including a variety of color combinations, and personal color choices). Each exercise will be reviewed by the group as a whole, allowing everyone to see color more objectively and understand how to use it. Handouts will be provided by the instructor.



# Workshops

## NEW! DRAWING TO SEE AND IMAGINE

Ursula Schneider

22U WKS588: Thursday, Jun 16, 10:00 AM to 4:00 PM

1 session \$140

Material fee \$10

No senior discount or membership fee

◆ ■ ◆ All levels

What do you see and how do you see it? This workshop will introduce the drawing skills needed to develop your ideas. Students will first practice how to draw an object, learning to see proportion and forms. From there, they'll observe the difference between object and drawing and how this can be developed creatively. Space, composition, and expression are all subjects that will be explored in an effort to work

intuitively. Students may use any drawing materials of their choice. Several will be introduced in class and will be available for students to work with. All should bring a sketchbook and pencil.



Ursula Schneider, faculty

## LAMPWORKED GLASS BEADS

Stephanie Maddalena

22U WKS078:

Thursday & Friday,

Jun 16 & 17,

10:00 AM to 4:00 PM

2 sessions \$260


Material fee \$50

No senior discount or

membership fee

◆ ■ ◆ All levels

In this two-day workshop, students will explore the art of "lampworking" by learning to use a torch to melt glass rods, creating personalized, colorful beads. The first day will be a basic introduction to bead making, while day two will be used to explore more intricate decorating techniques.



Stephanie Maddalena, faculty

# Workshops/Cultural Arts

ADULT WORKSHOPS/COURSES • SUMMER 2022



## FROM PAINTING WITHOUT A BRUSH TO BIG BRUSH PAINTING

Tenn Lu

22U WKS555: Friday, Jun 17, 10:00 AM to 4:00 PM

1 session \$140

Material list: [tasoc.org](http://tasoc.org)

No senior discount or membership

◆◆◆ All levels

Would you like to free yourself and loosen up your painting style? Explore and paint in an unconventional way? Learn how to create vibrant, impressionist watercolor paintings without a single brush! We will start with smaller paintings and work up to larger ones, using a free, easy, spontaneous style while having fun. For a final project, you will take out the biggest brush you own and work step-by-step with the instructor to create a full sheet of 22" x 30" painting. The workshop results will amaze you, opening the door for you to explore alternative tools and techniques. Composition, dry techniques, wet-on-wet, negative painting, color mixing, and other skills will be discussed. Step-by-step demos and personal attention included. Some watercolor experience is helpful.

## PLEIN AIR PAINTING

Bill Angresano

22U WKS585: Friday, Jun 17, 10:00 AM to 4:00 PM

1 session \$140

Material list: [tasoc.org](http://tasoc.org)

No senior discount or membership fee

◆◆ Intermediate and advanced

We will start this workshop with a talk on Plein Air painting, an approach and techniques, with examples and discussion to follow. Then, the class will walk or drive to beautiful downtown Demarest and scout for painting sites around the Tenackill Brook. Later, we will return to the School and discuss the idea of translating plein air into a possible larger studio piece. While it is suggested that the artist be experienced in outdoor painting, it is not entirely necessary. The emphasis will be on composition, design, and interpretation of colors and values.

Bill Angresano, faculty



## CERAMIC STUDIO TIME WORKSHOP

Monitor

22U WKS375A: Monday, Jun 13, 10:00 AM to 4:00 PM

22U WKS375B: Tuesday, Jun 14, 10:00 AM to 4:00 PM

22U WKS375C: Wednesday, Jun 15, 10:00 AM to 4:00 PM

22U WKS375D: Thursday, Jun 16, 10:00 AM to 4:00 PM

1 session \$25

No senior discount or membership fee

◆◆◆ All levels

Here's a great opportunity for you to work on your own in the ceramics studio for the day at the beginning of the summer. Work on your throwing skills, try out different handbuilding techniques, experiment with the extruder, or test glaze combinations. Open to students who have taken an adult ceramics course at TASOC in the past.

## YOGA

Shuli Pilo

22U CUL133A: Thursdays, Jun 30-Aug 4, 9:15 AM to 10:30 AM

22U CUL133B: Thursdays, Jun 30-Aug 4, 5:30 PM to 6:45 PM

6 sessions \$95 (\$100 after Jun 7)

Material list: [tasoc.org](http://tasoc.org) No senior discount or membership fee

◆◆◆ All levels

Students in this gentle yoga class practice a blend of asanas (postures) and pranayama (breath work) to gain balance, flexibility, and strength. Take this opportunity to energize your body while becoming more relaxed in the process! Each session offers personal attention, as well as modifications to poses based on individual student needs. Please bring your own yoga mat.



## ADULT COURSES • SUMMER 2022

## Ceramics

## CLAY AND FIRING FEES

(applies to all Adult Classes and Workshops)

Clay and clay tools are available for purchase at the Front Desk.

A **Ceramic Studio Handbook** is available on our website under "Important Info & Policies." Please review this before the start of each semester – especially if you are a new student.

## CERAMICS CLAY PRICES:

A 25 lb bag of Stoneware clay (306, 182, 182G) is included in your class pricing. If you work in 257 Porcelain, you will need to pay an additional \$10 fee to the front desk for your first bag of clay. Any additional bags of clay will need to be purchased at full price.

Brown Stoneware (306): \$18 per bag (25 lbs)  
 White Stoneware (182): \$18 per bag (25 lbs)  
 Porcelain: \$26 per bag (25 lbs)  
 Cone 10 Slip: \$20 per gallon  
 Recycled clay, when available, is free to use.

## CERAMICS FIRING FEES:

Ceramics classes: \$3.75/lb for Art School clay (please note: no other clay will be fired). Firing charge covers both the bisque and the glaze firings.

**Discounted bulk CER firing cards are available at the Front Desk** (\$97.50/30 lbs – a savings of 50 cents per lb!).

## CLAY TOOLS:

\$16 per basic tool kit; other single tools available for purchase.

## SCULPTURE PRICES/FEES:

Brown Sculpture Clay (200): \$18 per bag (25 lbs)  
 Firing fee: \$2.00/lb, brown clay, bisque only.

## CERAMIC STUDIO TIME

Monitor

No senior discount

♣ ■ ◆ All levels

Ceramics students! This is a wonderful opportunity to continue your work in the studio outside of class, during the hours listed below. You must be enrolled in a ceramics (CER) class to be eligible. The price is \$10 per session (this is a flat fee with no incremental pricing). Please sign in and pay in the studio before starting your work, and make sure to observe the posted studio rules and regulations. Discounted bulk studio time cards are available for purchase at the Front Desk.

Wednesdays\* 9:15 AM to 12:15 PM,  
 Jun 22-Jul 27

Fridays\* 7:00 PM to 10:00 PM,  
 Jun 24-Jul 29

Saturdays\* 12:30 PM to 3:30 PM, Jun 18-Jul 30

*No studio time on Saturday, Jul 2*

\*provided a monitor can be found



## WHERE IT ALL BEGINS

Eileen Sackman

22U CER356: Sundays, Jun 19-Jul 31, 10:00 AM to 1:00 PM

*No class on Jul 3*

6 sessions \$243 (\$248 after Jun 7)

Material fee – Firing fee: see chart at left

♣ Beginner

Come join us for this fun beginner class, and make your new favorite mug, bowl, or vase, while learning how to create basic ceramic forms on the pottery wheel. We will discuss form, function, glazing, and design while practicing the skills learned during class. Please note: You will need to park offsite for this class; the parking lot is reserved on Sundays by the Demarest Baptist Church for services.

ADVANCED EXPLORATION  
ON THE POTTER'S WHEEL

Eileen Sackman

22U CER355A: Tuesdays, Jun 21-Jul 26, 7:00 PM to 10:00 PM

◆ Advanced

22U CER355B: Sundays, Jun 19-Jul 31, 1:30 PM to 4:30 PM

■ ◆ Intermediate and advanced

*No class on Jul 3*

6 sessions \$243 (\$248 after Jun 7)

Material fee – Firing fee: see chart at left

In this advanced-level ceramics class, you will continue to develop your skills and aesthetics in clay while working on the potter's wheel. You will gain a closer connection to the material while learning to work with more advanced techniques such as narrow neck bottles, throwing in parts, double-walled pots, and more. We will discuss style, form, function, and surface treatment throughout the session. Please note: You will need to park offsite if attending on Sunday; the parking lot is reserved on Sundays by the Demarest Baptist Church for services.

## GETTING MUDDY

Karen Snyder-Kadish

22U CER305: Mondays, Jun 20-Aug 1, 9:15 AM to 12:15 PM

*No class on Jul 4*

6 sessions \$243 (\$248 after Jun 7)

Material fee – Firing fee: see chart

♣ ■ ◆ All levels

Wheel, pinch, coil, and slab! Students in this class will be introduced to wheel-throwing and handbuilding techniques and taught to utilize them to explore the creation of various vessel forms. Be creative, get stress relief, and learn something new! Beginners or those who feel they need a refresher course are welcome.



## POLYMER CLAY FLOWERS

Pooja Dhawan

22U MSC134: Mondays,  
Jun 20-Aug 1, 9:15 AM to 12:15 PM  
6 sessions \$216 (\$221 after Jun 7)  
Material fee \$30 Material list: [tasoc.org](http://tasoc.org)  
🌀 ■ ◆ All levels

Create lasting beautiful flowers using air-dry polymer clay. You will learn how to texture petals and leaves to make a realistic bouquet of mixed flowers and foliage, such as roses, cherry blossoms, peonies, daisies, eucalyptus, hydrangeas, sweet peas, and more.

## THE MODERN FIGURE IN CERAMIC SCULPTURE

Kathy Eisler

22U CER322: Mondays, Jun 20-Aug 1, 12:30 PM to 3:30 PM  
*No class on Jul 4*  
6 sessions \$243 (\$248 after Jun 10)  
Material fee – Firing fee: see chart on page 7 Material list: [tasoc.org](http://tasoc.org)  
🌀 ■ ◆ All levels

Render a figure using cylinders, coils, and slabs and develop the form into a modern figure. The class will look at the work of Henri Moore, Matisse, and Modigliani as our guide. We will learn how to add arms, legs, clothing, faces, and gestures. With these modern and abstract sculptures, no hollowing is needed! Hand patina and glazing will be discussed and utilized to finish our projects.

## GETTING BEHIND THE (POTTER'S) WHEEL

Alisen Herman

22U CER349A: Mondays, Jun 20-Aug 1, 7:00 PM to 10:00 PM  
*No class on Jul 4*  
22U CER349B: Fridays, Jun 24-Jul 29, 9:15 AM to 12:15 PM  
6 sessions \$243 (\$248 after Jun 7)  
Material fee – Firing fee: see chart on page 7  
🌀 Beginner

Have you always wanted to learn to throw on the potter's wheel? Learn the fundamentals and make cylinders, cups, bowls, and more in this beginner class. You will be guided through the process of preparing clay, throwing, shaping, and trimming your pieces. Students will also discover their creative voice through basic surface decoration and glazing. This class is best for beginners and those who need a refresher class.



## IT'S ALL IN THE DETAILS

Karen Snyder-Kadish

22U CER325: Tuesdays, Jun 21-Jul 26, 9:15 AM to 12:15 PM  
6 sessions \$243 (\$248 after Jun 7)  
Material fee – Firing fee: see chart on page 7  
🌀 ■ ◆ All levels

There's no question that form and function are of utmost importance in ceramics, but let's not forget how much fun it is to make our pots look great! Whether you're a handbuilder or a wheel-thrower, the focus of this class will be on the finished piece. We will begin by making a variety of tools to imprint our own designs on our pieces, including stamps, sprigs, and rollers. Then we'll explore a variety of surface decoration techniques: sgraffito, Mishima, slip decoration, water etching, and underglaze stencils, to name a few. Let's take the stress out of glazing and make our own glaze tests, so we can see how different glaze combinations will look on our piece. Weather permitting, we will also play around with spraying glazes. Students should have basic knowledge of working with clay. Please bring a notebook to class.

## NEW! STACKED: TOTEMIC STRUCTURES

Ruth Borgenicht

22U CER361: Tuesdays, Jun 21-Jul 26, 12:30 PM to 3:30 PM  
6 sessions \$243 (\$248 after Jun 7)  
Material fee – Firing Fee: see chart on page 7  
■ ◆ Intermediate and advanced

In this class we will create modular stacking sculptures. Emphasis will be on developing forms that create a cohesive and balanced composition. We will look at imagery from the organic and geometric realm, contemporary sculpture, and Indigenous American totem poles for design inspiration. Installation options such as casting cement bases, hanging from the ceiling, or free-standing, will be an integral part of the construction and considered in the design from the beginning. Come to the first class with a notebook, writing implement, basic ceramic tools, your ideas, some sketches, and a willingness to experiment.

## INSTALLATION AT TASOC

Megan Carli

22U CER354: Wednesdays, Jun 22-Jul 27, 12:30 PM to 3:30 PM  
6 sessions \$243 (\$248 after Jun 7)  
Material fee – Firing Fee: see chart on page 7  
■ ◆ Intermediate and advanced

This class will examine various types of ceramic installations possible here at TASOC. Each student will be assigned a space and over the semester will create a ceramic work of art to be installed in that space. Both wheel-thrown and handbuilt sculptural designs and techniques will be discussed and applied. We will also be discussing various challenges associated with installing ceramic work outdoors. Students must be intermediate/advanced with strong knowledge of ceramics and feel completely comfortable creating in clay.



## CERAMIC JEWELRY: WEARABLE CLAY!

Naho Kambayashi

22U CER321: Wednesdays,

Jun 22-Jul 27, 7:00 PM to 10:00 PM

6 sessions \$228 (\$233 after Jun 7)

Material fee \$20 Additional material fee

payable to instructor for jewelry findings

Material fee – Firing fee: see chart on page 7

First bag of clay not included

◆ ■ ◆ All levels

This class will introduce you to the art of ceramic jewelry making by combining clay with different media (metal, glass, leather wire, etc.) to create beautiful pendants, necklaces, bracelets, earrings, and more! Examples of finished jewelry and step-by-step demonstrations will guide you in making your own unique wearable clay! Some beading and wire techniques will be introduced. Combining beautiful shapes, textures, and glazes – the possibilities are endless! (After discussion in the first class, you will purchase your own supplies or purchase from the instructor.)

## WHEEL THROWING WITH ALTERATIONS AND STAMPING

Joy Lynn Yucht

22U CER360: Thursdays, Jun 23-Jul 28, 9:15 AM to 12:15 PM

6 sessions \$243 (\$248 after Jun 7)

Material fee – Firing fee: see chart on page 7

◆ ■ ◆ All levels

In this class, students will refine their wheel-throwing skills while exploring surface decoration using alterations and stamp/sprig mold designs. Students will create personal and unique stamps and sprig molds to use on their pieces. This class can suit all potters, from beginners to advanced, by expanding their aesthetic and technique.

## FINDING YOUR INNER CONSCIOUSNESS IN CERAMICS

George Taylor

22U CER351: Thursdays, Jun 23-Jul 28, 12:30 PM to 3:30 PM

6 sessions \$243 (\$248 after Jun 7)

Material fee – Firing fee: see chart on page 7

◆ ■ ◆ All levels

Meditation need not be a solitary practice. In these trying times, combining your creativity with mindfulness can result in a relaxed, rejuvenated state of mind. Hand-building, wheelwork, and surface treatment will be used to investigate mindfulness and meditation in art-making. This class is designed for artists with some experience in clay work and a desire to go further in developing a personal voice in the objects that they make. Bring your ideas and inspirations to the studio and see them take form in clay.



# Ceramics/ Sculpture

## CREATIVE BLOCK

Monitor

22U CER353: Thursdays, Jun 23-Jul 28,

6:00 PM to 10:00 PM

6 sessions \$165

Material fee – Firing fee: see chart on page 7

First bag of clay not included

◆ ■ ◆ Intermediate and advanced

Join other advanced ceramic students in a creative and supportive environment in this private ceramic studio time. By registering, students are guaranteed time to work on their projects as well as their own single shelf space. This class has no instruction and is for advanced-level students only.

## ADVENTURES IN MOLD MAKING AND SLIP CASTING

Megan Carli

22U CER317: Fridays, Jun 24-Jul 29, 12:30 PM to 3:30 PM

6 sessions \$228 (\$233 after Jun 7)

Material fee \$25

Material fee – Firing fee: see chart on page 7

First bag of clay not included

◆ ■ ◆ All levels

Plaster is a versatile material that can be used to create molds for use in a variety of ceramic applications. This class is designed to expand your skill set through demonstrations that include: creating one- and two-piece molds for slip casting; slip casting techniques; making molds for hand building including hump/slump, sprig, and pattern molds; and coloring clay slip to use in surface decoration. Some clay experience is beneficial.

## FIGURE SCULPTURE

Irina Lakshin

22U SCU115A: Thursdays, Jun 23-Jul 28, 12:30 PM to 3:30 PM

22U SCU115B: Thursdays, Jun 23-Jul 28, 7:00 PM to 10:00 PM

6 sessions \$270 (\$275 after Jun 7)

Material fee – Firing fee: see chart on page 7

Material list: [tasoc.org](https://tasoc.org) Model each session

◆ ■ ◆ All levels

This course provides a progressive approach to clay modeling from a nude model. Students will learn how to sculpt a figure from observation. They will learn how to develop the abstract composition of the body: to understand and control contour in three dimensions, to resolve organic volume, and to achieve dynamism through form. To make a finished piece, students will learn how to hollow the clay sculpture for firing in the kiln.



## ONLINE! DRAWING FOR ABSOLUTE BEGINNERS

Maud Guilfoyle

22U VDRA109: Mondays, Jun 20-Aug 1, 12:30 PM to 2:30 PM  
*No class on Jul 4*

6 sessions \$144 (\$149 after Jun 7)

Material fee \$6 Material list: [tasoc.org](http://tasoc.org)

🌀 Beginner

Everyone can draw – all that is needed is desire and time to practice. Each class will begin with a demo, continue with individual guidance, and end with discussion. We will start with marks and patterns made with pencil, and gradually add other media: colored pencils, pen and ink, and markers. Each class will have a still life set up to draw – basic shapes, spheres, boxes, and shapes from nature – but as the course progresses, the still lifes will become more complex. The last two weeks will be drawn from the student's own setup.

## OPEN STUDIO: LIFE DRAWING

Monitor

22U DRA026: Saturdays, Jun 18-Jul 30, 9:15 AM to 12:15 PM

*No class on Jul 2*

6 sessions \$110/member (\$115 after Jun 7)

\$140/non-member (\$145 after Jun 7)

or pay per session: \$20/member \$25/non-member

Model each session No senior discount

🌀 ■ ◆ All levels

Come join a community of artists and students in a creative and supportive environment and hone your skills at drawing from life. Live model each session from short 1-minute gestural poses working up to longer 20-minute sittings.

Expand your life-drawing vocabulary in the company of other artists, each bringing their own focus and experience to the studio. A wonderful way to get in that extra practice.



## DRAWING BASICS

Margery Theroux

22U DRA095: Mondays, Jun 20-Aug 1, 6:30 PM to 9:30 PM

*No class on Jul 4*

6 sessions \$225 (\$230 after Jun 7)

Material list: [tasoc.org](http://tasoc.org) Model 2 sessions

🌀 Beginner

Explore the basics of drawing. Start at the beginning, learning materials, understanding value charts, and drawing the basic shapes. Learn to really see what you are looking at. Explore shading techniques, perspective, and composition. Demonstrations will be given weekly, and we'll explore drawings of the past and present. The last two classes are with the figure.

## FIGURE DRAWING: SHORT & LONG POSE

Brian Bailey

22U DRA103:

Tuesdays, Jun 21-Jul 26, 6:00 PM to 9:00 PM

6 sessions \$245 (\$250 after Jun 7)

Material list: [tasoc.org](http://tasoc.org) Model each session

🌀 ■ ◆ All levels

This class will include demonstrations and guided instruction in building a structural figure study. Shorter poses will be followed by a long pose to allow students to focus on and achieve tonal solidity in a variety of dry media. Some drawing experience is recommended.



# Drawing/ Painting(pastel/acrylic/oil)

## DRAWING: BEYOND BASICS

Margery Theroux

22U DRA099: Wednesdays, Jun 22-Jul 27, 12:30 PM to 3:30 PM

6 sessions \$225 (\$230 after Jun 7)

Material list: [tasoc.org](http://tasoc.org) Model 2 sessions

■ Intermediate

Students must have a foundation in basic drawing in this class. Attention will continue to focus on perfecting technique, understanding dynamic composition, and approaching a variety of textures. Drawings of the past and present will also be explored. Demonstrations will be given weekly. The last two classes will focus on figure drawing.

## STEP BEYOND BASICS

Margery Theroux

22U DRA105: Wednesdays, Jun 22-Jul 27, 7:00 PM to 10:00 PM

6 sessions \$235 (\$240 after Jun 7)

Material list: [tasoc.org](http://tasoc.org) Model 3 sessions

◆ Advanced

Use your skills to plan and develop concepts. This gives the student opportunities to explore experimental composition and subject matter. Put techniques you have developed in previous classes to work. We will explore artists of the past and present. The last three classes are with the figure.

## THE ARTIST'S NOTEBOOK, A PERSONAL REFLECTION

Vesselina Traptcheva

22U DRA104: Fridays, Jun 24-Jul 29, 12:30 PM to 3:30 PM

6 sessions \$216 (\$221 after Jun 7)

Material list: [tasoc.org](http://tasoc.org)

◆ ■ ■ All levels

The artist's notebook is often the most interesting artifact on their shelf. Sometimes, it's even more exciting than the finished product! Full of sketches and studies, it reflects the creative brainstorming process, from initial concepts and as the ideas develop and transform. Come and develop your own artist's notebook! A variety of projects - from observational sketches and experiments with visual arts concepts, to the development of a personal narrative - will be included. Use the materials of your choice (pencils, ink, water-colors, pastels, brush markers, gouache) to record your observations and reflections. The notebook will allow you to experiment with new ideas, as well as develop a series of explorations on the same concept.



## INTRODUCTION TO SOFT PASTEL

Brian Bailey

22U PAI155: Mondays, Jun 20-Aug 1, 9:15 AM to 12:15 PM

*No class on Jul 4*

6 sessions \$221 (\$226 after Jun 7)

Material fee \$12 Material list: [tasoc.org](http://tasoc.org) Model 1 session

◆ ■ ◆ All levels

Learn the beauty of the vibrant medium of pastel! This class will include demonstrations and individual instruction in the fundamentals of working with pastels. Using pastel as both a fundamental drawing and painting medium as well as an expression of gestural color to traditional drawing methods. Discussion on techniques such as underpainting and blending will help build towards creating balanced color and tonal studies from observational subject matter of still life and the figure.

## CREATING A PERSONAL APPROACH

Tom Pollock

22U PAI066: Tuesdays, Jun 21-Jul 26, 9:15 AM to 12:15 PM

6 sessions \$221 (\$226 after Jun 7)

Material list: [tasoc.org](http://tasoc.org) Model 1 session

◆ ◆ Intermediate and advanced

Students in this class have the opportunity to communicate and express ideas through the visual language of painting. We explore the basic skills of composition and color relationships using acrylic or oil while honing your painting technique. Students develop their own personal style.



## FROM REALITY TO ABSTRACT

Margery Theroux

22U PAI150: Wednesdays,  
Jun 22-Jul 27, 9:15 AM to 12:15 PM  
6 sessions \$216 (\$221 after Jun 7)  
Material list: [tasoc.org](http://tasoc.org)  
◆ ■ ◆ All levels

This class is for all levels and all media! Add a dynamic quality to your paintings with the understanding of abstraction. We will examine composition, color theory, and historical examples. By breaking down the images to the simplest elements, you will start to comprehend how push and pull, composition, and color can work for you. Work from the provided still life or from your imagination, sketchbook, or a photo.



## PORTRAITS & MORE

Amy Dudash Robinson

22U PAI137: Wednesdays, Jun 22-Jul 27, 7:00 PM to 10:00 PM  
*No class on Jul 20*  
5 sessions \$200 (\$205 after Jun 7)  
Material list: [tasoc.org](http://tasoc.org) Model each session  
◆ ■ ◆ All levels

This class explores the essentials of portraiture, starting with a modified old master technique. Working from a live clothed or costumed model, we will discuss anatomy, proportions, color temperature, values, and other keys to capturing the likeness of a sitter. Each class starts with a warm-up drawing exercise. Artists are coached and guided through each phase of creating a portrait. You may also work from photos or a still life of any subject matter. Individual instruction and critiques are given with attention to personal goals. All skill levels are welcome. Oil or acrylic, but oils are preferred.

## MENTOR PROGRAM

22U MEN131: Total 3 hours – to be arranged with faculty  
\$200 No senior discount or membership fee  
◆ ■ ◆ All levels

Work one-on-one with a mentor from our faculty towards a personal goal or specific accomplishment. Includes: periodic meetings to review and critique work, evaluations of progress, and recommendations for future study.

## ANYONE CAN PAINT

Amanda Wilson

22U PAI133: Thursdays,  
Jun 23-Jul 28, 7:00 PM to 10:00 PM  
6 sessions \$216 (\$221 after Jun 7)  
Material list: [tasoc.org](http://tasoc.org)  
◆ ■ Beginner and Intermediate

Find and enable your inner artist. Learn to see like an artist and gain the painting skills you've always wanted. Topics covered include line, shape, color, and composition. We will be working from still life and reference images. Enjoy the process of painting and learn to quiet the critic within. With practice, anyone can learn to paint! Continuing students are welcome. Oil or acrylic.

## INDEPENDENT STUDIO

Vesselina Traptcheva

22U PAI161: Fridays, Jun 24-Jul 29, 9:15 AM to 12:15 PM  
6 sessions \$226 (\$231 after Jun 7)  
Material list: [tasoc.org](http://tasoc.org) Model 2 sessions  
◆ ■ ◆ All levels

This class will be conducted as an independent studio, with guidance from the instructor to help students develop their own practices. In addition, setups of still lives will be provided along with three separate life model sessions for those who are interested in working from direct observation. This class will help you develop a series of works on a topic of your choice, help develop your technique (mixed media, oils, acrylics, watercolors, collage, or drawing), or help you find your topic and/or material of preference. All subjects and media are welcome.

## PAINTING FROM START TO FINISH

Margery Theroux

22U PAI149: Saturdays, Jun 18-Jul 30, 12:30 PM to 3:30 PM  
*No class on Jul 2*  
6 sessions \$226 (\$231 after Jun 7)  
Material list: [tasoc.org](http://tasoc.org) Model 2 sessions  
◆ ◆ Intermediate and advanced

Hone your painting skills or start from the very beginning. This class allows creative experimentation with materials, techniques, and a variety of subject matter: still life, portraits, life model, and photos. As you journey through learning and practicing the craft, your individual style will emerge. Learn color mixing, composition, and how to get the most out of each stroke of paint on your canvas. Oil or acrylic.



## EAST MEETS WEST: CHINESE BRUSH & WATERCOLOR PAINTING

Jane Chang

22U WAT108A: Mondays, Jun 20-Aug 1, 7:00 PM to 9:00 PM

*No class on Jul 4*

6 sessions \$144 (\$149 after Jun 7)

22U WAT108B: Saturdays, Jun 25-Jul 30, 9:15 AM to 12:15 PM

*No class on Jul 2*

5 sessions \$180 (\$185 after Jun 7)

Material list: [tasoc.org](http://tasoc.org)

🌀 ■ ◆ All levels

This class is designed for students who are interested in Chinese brush painting and/or western watercolor. We will learn the ins and outs and explore the tremendous possibilities of both worlds. Students can choose between or combine both mediums. Class will start off with a brief introduction of Chinese brush painting and watercolor, as well as the needed materials and supplies. For the beginner, you will learn the “Four gentlemen”—bamboo, plum blossom, wild orchid, and chrysanthemum. These represent the four seasons. Additional topics such as landscapes, still lifes, etc. will be covered as well. A demo or two will be given for each class. The focus of this class is to paint spontaneously and effortlessly. You will have ample time to create your own artwork. No prior experience required.

## EXPRESSIVE WATERCOLOR

Tom Pollock

22U WAT047: Tuesdays, Jun 21-Jul 26, 12:30 PM to 3:30 PM

6 sessions \$216 (\$221 after Aug 28)

Material list: [tasoc.org](http://tasoc.org)

🌀 ■ ◆ All levels

In this class we will focus on the simplicity and spontaneity distinctive to watercolor. Learn techniques of light and shadow with cool or warm, bright or dark tones while also exploring composition and values. Both realistic and abstract approaches are covered as we learn to express our feelings with this graceful and fluent medium. Individual attention helps you create the watercolors you want.



## WATERCOLOR: PLEIN AIR

Marilyn Rose

22U WAT099: Wednesdays, Jun 22-Jul 6, 9:15 AM to 12:15 PM

3 sessions \$113 (\$118 after Jun 7)

Material fee \$5 Material list: [tasoc.org](http://tasoc.org)

🌀 ■ ◆ All levels

This is a perfect class for those with drawing and watercolor experience who want to try their hand at plein air, as well as those familiar with working outside who want to improve their technique. We will focus on the entire process of painting outside, from choosing a location and exploring compositions to executing a finished watercolor on site. You'll learn to utilize a minimal set up - you can paint in your lap as you sit on a chair, or even the ground - but you'll also be introduced to plein air easels, umbrellas, and other accessories if you wish to learn about more professional equipment. Locations will be within walking distance of TASOC; in case of inclement weather, dates may change, or ZOOM will be used.

## JOY OF WATERCOLOR

Marilyn Rose

22U WAT092: Wednesdays, Jun 22-Jul 6, 12:30 PM to 3:30 PM

3 sessions \$113 (\$118 after Jun 7)

Material fee \$5 Material list: [tasoc.org](http://tasoc.org)

🌀 ■ ◆ All levels

Discover a fresh, loose approach to watercolor. Learn to work with, not against, the medium to create dynamic paintings which seem to paint themselves. Emphasis will be on color mixing, shape making, and loose brushwork as a common approach to all kinds of subject matter, including still life, portraits, and figures. Classes include demonstrations and brief critiques, leaving plenty of time for you to apply the principles you have learned to your own paintings. Students enrolling in this class should have previous drawing experience.

## EXPLORING WATERCOLOR TECHNIQUES

Tenn Lu

22U WAT101: Fridays, Jun 24-Jul 29, 12:30 PM to 3:30 PM

6 sessions \$216 (\$221 after Jun 7)

Material list: [tasoc.org](http://tasoc.org)

🌀 ■ ◆ All levels

Looking for fresh ways to create a better painting? This is a wonderful opportunity to learn new skills or take your watercolor abilities to the next level. The first class will begin with basics; more advanced and unconventional techniques will be introduced gradually in each new class. Individual attention and step-by-step demonstrations will be provided. Watercolor experience is helpful.

# Photography/Printmaking

ADULT COURSES • SUMMER 2022

## LANDSCAPE AND NATURE PHOTOGRAPHY

Cynthia Soroka-Dunn

22U PHO068: Mondays, Jun 20-Aug 1, 12:30 PM to 3:30 PM

*No class on Jul 4*

6 sessions \$216 (\$221 after Jun 7)

Material fee \$30

◆◆◆ All levels

Are you interested in learning about the beautiful world around you? Taking photographs of landscapes and nature will inspire and excite you. In this class students will learn when the best times to take photographs are, how to frame a photograph, and how to work with natural light and composition. How to share photographs on social media with family and friends as well as selling photos online will also be covered. How to create your own website with your nature photography can also be discussed. Every other week, we will be shooting photographs, which will be printed the following week and critiqued together in class. By the last day of class, everyone will have a beautiful 11x14 inch photography they can take home. Learn something wonderful about the world around you in this nature and landscape class. Please bring a digital camera – a cell phone is also acceptable for those without an actual camera.

## NEW! THE ELEMENTS OF DIGITAL PHOTOGRAPHY

Hank Gans

22U PHO069: Wednesdays, Jun 22-Jul 27, 9:15 AM to 12:15 PM

6 sessions \$216 (\$221 after Jun 7)

Material fee \$25 Materials list: [tasoc.org](http://tasoc.org)

◆ Beginner

F/stops and shutter speeds should not just be number settings on a camera. They can be your reliable and predictable friends, capable of helping you realize your vision. In this class we will go back to the very beginning of photography where we will convert our classroom into a camera obscura. We will learn from this experience exactly what focal lengths and aperture settings are and how they determine the look of a photography. In other classes we will see how our digital cameras are direct descendants of the camera obscura. The knowledge you will gain from these classes will give you a firm grasp of how to use your camera to realize your personal vision. A digital camera with aperture and shutter speed settings that can be set by the photographer is required for this class.



Hank Gans, faculty

## FINE ART DIGITAL PRINTING

Hank Gans

22U PHO046: Tuesdays, Jun 21-Jul 26, 7:00 PM to 10:00 PM

6 sessions \$216 (\$221 after Jun 7)

Material fee \$60 Materials list: [tasoc.org](http://tasoc.org)

◆◆ Intermediate and advanced

Learn how to create high-quality, archival digital prints of your photographs. Topics include: characteristics of photographic and fine art papers, printer profiles, dye versus pigment-based inks, printer quality, the SRGB, ADOBE 1998 and ProPhoto color spaces, monitor calibration, paper/printer profiles, and printer driver configuration. Students will be shown how to create “soft-proofs” of photos prior to printing, accurately showing onscreen how the image will appear on their chosen printing paper. A selection of Innova fine art papers will be available. Students will meet weekly at the Gans residence in Edgewater, NJ for an evening of instruction. During each session, all students will have an opportunity to produce a very high-quality fine art color print on a professional 24-inch-wide format pigmented ink printer using a workflow that is identical to that of a smaller, non-professional photo printer.

## ONLINE! DIGITAL PHOTOGRAPHY: THE NEXT STEP

Ray Turkin

22U VPHO070: Fridays, Jun 24-Jul 29, 9:15 AM to 12:15 PM

6 sessions \$216 (\$221 after Jun 7)

◆ Intermediate

This course is suggested for participants who have a basic knowledge of the fundamentals of digital camera operation and digital file handling or who have taken *Digital Photography: The Basics*. It will help you take your photography to the next level by building on the fundamental concepts of exposure, depth-of-field, composition, and lighting to create images you will be proud of. The course is applicable to users of advanced point-and-shoot, mirrorless, as well as DSLR cameras. Among the topics covered are travel photography, photographing people, night photography, and other topics suggested by the participants. Participants will be given the opportunity to put what they learn into practice by photographing through homework assignments. You'll need your digital camera, any lenses you have, off-camera flash (optional), and camera's user's manual during the class lessons.

## PRINTMAKING: THE REPEATED AND VARIED IMAGE

Jill Cliffer Baratta

22U PRI083: Thursdays, Jun 23-Jul 28, 9:15 AM to 12:15 PM

6 sessions \$216 (\$221 after Jun 7)

Material fee \$25 Material list: [tasoc.org](http://tasoc.org)

◆◆◆ All levels

In this class, students can continue with ongoing works, and/or will be introduced to drypoint, linoleum, woodblock printing, monotype, and more. Students will plan, make, layer, and sometimes alter prints made on a press or by hand rubbing, using water-based inks. References to historical information, demonstrations, and samples to understand the different techniques will be shared. All levels, beginners to experienced, are welcomed for this opportunity to see why printmakers get hooked on the endless possibilities of repeating, varying and altering original imagery.





Susie Levy, faculty

## NEW! MODERN EMBROIDERY

Susie Levy

22U FAB059: Tuesdays, Jun 21-Jul 19, 9:15 AM to 12:15 PM  
5 sessions \$180 (\$185 after Jun 7)

◆ All levels

Explore the traditional art of hand embroidery with a modern flair. Students will learn a wide variety of hand embroidery stitches, including chain stitch, split stitch, stem stitch, French knots, and many more. We'll discuss how to hoop fabric, choose the best stitch for a given area, use of different threads and needles, methods for selecting color palettes, and how to finish work for display. Participants will create a sampler of stitches on a hoop that can be hung upon completion.

## NEW! LEARN TO KNIT

Susie Levy

22U FAB060: Wednesdays, Jul 13-Jul 20,  
12:30 PM to 3:30 PM

2 sessions \$75 (\$80 after Jun 7)

Material fee \$10

◆ Beginner

This class will take you from absolute beginner to knitter in just two weeks! In the first lesson, learn how to cast on and knit your first stitches; during lesson two, we will learn the purl stitch, how to finish work by bind off, and the how and why of measuring your gauge. Throughout the class, we will also discuss materials and tools, choosing yarn for a project, and finishing methods. At the end of this class, you'll be ready to start your first project and move on to *Mixed Level Knitting* in the Fall.



Susie Levy, faculty

# Fiber/Basketry/ Collage/Mixed Media

## BASKETRY: FROM CRAFT TO ART

Sandra Kehoe

22U BAS038: Wednesdays, Jun 22-Jul 27, 7:00 PM to 10:00 PM  
6 sessions \$216 (\$221 after Jun 7)

Material fee \$45 Material list: [tasoc.org](http://tasoc.org)

◆ All levels

This course opens the doors into the world of basket weaving. Learn the basics of construction and build baskets that are both functional and decorative. Pattern work with rattan reeds will highlight traditional weaving techniques. We'll also use natural materials with a freeform approach to create and shape baskets that are artistically unique. No prior experience needed. Students will make 2 to 3 or more baskets depending on how quickly they work.

## ONLINE! THE WORLD OF COLLAGE

Harriet Finck

22U VPAP057: Mondays, Jun 20-Jul 25, 12:30 PM to 3:30 PM  
*No class on Jul 4*

5 sessions \$180 (\$185 after Jun 7)

Material list: [tasoc.org](http://tasoc.org)

◆ All levels

Collage is a heady, intellectually stimulating discipline — and a rather simple gateway to other visual arts. It can be deceptively naive (a collection of old letters juxtaposed with found candy wrappers), tightly composed (a grid of painted squares, resembling a quilt), three-dimensional (vacuum cleaner parts and artificial flowers), and mixed media (computer scans overlaid with gauze). Welcome to our world. Our teaching is done informally, one-on-one, and in group critiques. Above all, we constantly learn from each other in the studio, where good work is done in a seriously congenial atmosphere.

## ONLINE! TURNING ART INTO ACTION

Kathryn Eddy

22U VMIX013: Mondays, Jun 20-Aug 1, 7:00 PM to 10:00 PM  
*No class on Jul 4*

6 sessions \$216 (\$221 after Jun 7)


Material list: [tasoc.org](http://tasoc.org)

◆ Intermediate and advanced

Standing up for something you believe in through your art! This class will help students move beyond technical skills to focus on content. We will look at activist-driven art and discuss how to turn our ideas into action. Collage, drawing, painting, and mixed media will be used to take our thoughts from concept to artwork.

# Jewelry/Metalsmithing

ADULT COURSES • SUMMER 2022



## NEW! JEWELRY FROM CONCEPT TO COMPLETION

Ellen Cohen

22U JEL094A:

Wednesdays, Jun 22-Jul 27,  
9:15 AM to 12:15 PM

22U JEL094B: Wednesdays, Jun  
22-Jul 27, 12:30 PM to 3:30 PM

6 sessions \$225 (\$230 after Jun 7)

Material fee payable to instructor Material list: [tasoc.org](http://tasoc.org)

◆ ■ ◆ All levels

No matter what you want to make—a ring, a cuff, a pair of earrings, a pendant—all good design starts with an idea. In this class, we will talk about the many different ways to take a piece from initial design to completion. I will guide you in how to construct a piece and teach the processes to make that happen. We will also address texture, form, and finishing. No matter your skill level, each student will have the guidance to help bring their ideas to fruition. Beginners will learn sawing, hammer textures, soldering, and finishing. Projects will be given, or if students prefer, they are free to work on their own projects.

## METALS, ETC.

Susan Kasson Sloan

22U JEL073A: Mondays, Jun 20-Aug 1,  
9:15 AM to 12:15 PM

22U JEL073B: Mondays, Jun 20-Aug 1,  
12:30 PM to 3:30 PM

No class on Jul 4

6 sessions \$225 (\$230 after Jun 7)

Material fee payable to instructor

◆ ■ ◆ All levels

Learn how to turn a flat sheet of metal into a personal, wearable object. Saw, file, sand, solder and texture the metal to make pendants, brooches, rings, and more! Combine gems and found objects with the metals we use in the studio to make unique pieces of jewelry.



Ellen Cohen, faculty

## CREATIVE METALSMITHING AND JEWELRY

Naho Kambayashi

22U JEL090A:

Mondays, Jun 20-Aug 1, 7:00 PM to 10:00 PM  
No class on Jul 4

22U JEL090B:

Thursdays, Jun 23-Jul 28, 9:15 AM to 12:15 PM

22U JEL090C:

Thursdays, Jun 23-Jul 28, 12:30 PM to 3:30 PM

6 sessions \$225 (\$230 after Jun 7)

Material fee payable to instructor

◆ ■ ◆ All levels

Learn to create your original metal jewelry or handmade object! Put your designs and ideas into shape by learning to saw, form, forge, solder, rivet, and much more! Whether you need the basics or are

looking for new metalsmithing skills or jewelry techniques, have fun creating something unique, beautiful, and wearable! Metal is a wonderful, versatile material that works well with other media. Students are encouraged to be inquisitive while exploring and experimenting with different materials.

## BASIC BLING

Elizabeth Tokoly

22U JEL087: Tuesdays, Jun 21-Jul 26, 9:15 AM to 12:15 PM

No class on Jul 12

5 sessions \$188 (\$193 after Jun 7)

Material fee payable to instructor Material list: [tasoc.org](http://tasoc.org)

◆ Beginner

Always wanted to learn to make jewelry? Beginners and advanced beginners will move through a series of foundational skills to learn the tools and techniques needed to make your own jewelry. The focus will be on aspects of jewelry making including: clean up (filing to polishing), cold connection (rivets, jump rings), texturing metal (hammer, roll printing), soldering (sweat soldering, probe) and bezel setting both round and fancy shapes. Student designs will dictate material to be purchased.



Susan Kasson Sloan, faculty



# Jewelry/Metalsmithing/Glass

## JEWELRY TECHNIQUES AND DESIGN

Elizabeth Tokoly

22U JEL088:

Tuesdays, Jun 21-Jul 26,  
12:30 PM to 3:30 PM

*No class on Jul 12*

5 sessions \$188 (\$193 after Jun 7)

Material fee payable to instructor Material list: [tasoc.org](http://tasoc.org)

◆ Intermediate and advanced

Intermediate students will move through a series of core projects to build a foundation, including: step bezel setting: for round and fancy shaped stones, embellishment: roll printing and hammer textures, soldering: probe and appliqué, filing to polishing, flex shaft, hollow forms, several types of prong setting for rose cut stones or found objects and tube setting. Findings will be covered throughout the class. Projects will take a series of sessions to complete, based on design. Upon completion, a curriculum specific to your design style/technical direction will be created. Advanced students may work on individual projects with guidance from the instructor. Learn the technical and problem-solving skills necessary to create your own jewelry designs from drawings to finished pieces. Materials listed are for step bezel project.

## JEWELRY STUDIO TIME

Monitor

22U JELSTU.1: Tuesdays, Jun 21-Jul 26, 7:00 PM to 10:00 PM

6 sessions \$100

No senior discounts

◆ All levels

Jewelry Students! This is an opportunity to work independently and share bench time in an environment of artistic intellectual exchange and the companionship of peers. To be eligible to register, you must be taking a jewelry class at The Art School.



## GLOWING GLASS: FLAMEWORKED BEADS

Stephanie Maddalena

22U GLA005A: Thursdays, Jun 23-Jul 28, 7:00 PM to 10:00 PM

22U GLA005B: Fridays, Jun 24-Jul 29, 9:15 AM to 12:15 PM

22U GLA005C: Fridays, Jun 24-Jul 29, 12:30 PM to 3:30

6 sessions \$231 (\$236 after Jun 7)

Material fee: \$45 Additional materials available for purchase

◆ All levels

Take a rod of cold glass, turn it in the flame of a torch, and learn to manipulate it into extraordinarily beautiful flameworked beads, both decorative and practical. Glass beads have incredible depth and can be embedded with flowers and patterns or worked into intricate floral shapes and sculptures. Both beginners and the experienced will have fun learning the latest techniques. If you are new to this art form, beware...it can be quite addictive!

## MENTOR PROGRAM

22U MEN131: Total 3 hours – to be arranged with faculty

\$200 No senior discount or membership fee

◆ All levels

Work one-on-one with a mentor from our faculty towards a personal goal or specific accomplishment. Includes: periodic meetings to review and critique work, evaluations of progress, and recommendations for future study.

Stephanie Maddalena, faculty





# SUMMER

## BLAST OF ART! for KIDS WEEK ONE SUMMER PROGRAM

For in-studio classes, enrollment is limited to **one class** per week per child. Students will participate in pods. Some activities will take place outdoors.

Registration for Blast is by phone only and opens May 24.

### BLAST WEEK ONE (in-studio)

#### BLAST! DYNAMITE SCULPTURE AND PRINTMAKING

Celia Nobleman

Monday through Friday, Aug 8-12 \$385 (\$390 after Jun 7)

22U BLAST43A 9:00 AM to 12:00 PM 6-8 years

22U BLAST43B 1:00 PM to 4:00 PM 8-11 years

Get ready to roll up your sleeves and have fun with the freedom to explore working with your hands. Learn about three-dimensional art as we use a variety of materials, including recycled found objects, papier-mâché, and cardboard construction. In addition to sculpture, we will learn the following basic printmaking skills: collagraph prints, Gelli mixed media prints, and Styrofoam printing. These simple printmaking techniques will then be combined with sculpture and is sure to make young artists appreciate both mediums. Some art history will be discussed to familiarize students with current 3-D artists and printmakers.

#### NEW! BLAST! YOU CAN'T CONTAIN ME!

Kelly Wenz

Monday through Friday, Aug 8-12 \$385 (\$390 after Jun 7)

22U BLAST50A 9:00 AM to 12:00 PM 7-10 years

22U BLAST50B 1:00 PM to 4:00 PM 9-12 years

Vessel, receptacle, box, trunk, basket, bag, and bucket. What comes to mind and what do these words mean to you? What do they have in common? That's right; they're all types of containers! This summer, come have a BLAST and learn various handbuilding clay construction techniques such as slab, coil, and sculpting while exploring the theme of containers in art and life. Students will also dive into mixed media art applications and create objects to store inside their clay creations.



#### BLAST! DRAWING, PAINTING AND COMICS

John Mungliello

Monday through Friday, Aug 8-12 \$385 (\$390 after Jun 7)

22U BLAST44A 9:15 AM to 12:15 PM 8-11 years

22U BLAST44B 1:15 PM to 4:15 PM 9-12 years

Explore the world of comics and illustration through drawing and painting. In this class you will learn about storytelling, how to create a character and make a personal story that will wow the world. Classes will focus on traditional drawing and painting techniques with an end goal of building your own stories and universes.

#### NEW! BLAST! FROM DRAWING TO ARTISTS' BOOKS

Alex Austin

Monday through Friday, Aug 8-12 \$385 (\$390 after Jun 7)

22U BLAST51A 9:15 AM to 12:15 PM 9-12 years

22U BLAST51B 1:15 PM to 4:15 PM 7-10 years

What is an artist's book? This course investigates the many ways in which the book can act as an art object. Students will learn a variety of book-making techniques through the creation of miniature accordion books, flipbooks, zines and more. Filling the pages with a combination of drawing and collage, students will express their ideas through visual narratives and push the boundaries of what a book can be.



# WEEK TWO SUMMER PROGRAM **BLAST OF ART! for KIDS**

For in-studio classes, enrollment is limited to **one class** per week per child. Students will participate in pods. Some activities will take place outdoors.

**Registration for Blast is by phone only and opens May 24.**



## BLAST WEEK TWO (in-studio)

### BLAST! GLASS BEAD MAKING

Stephanie Maddalena

Monday through Friday, Aug 15-19 \$400 (\$405 after Jun 7)

22U BLAST48A 9:00 AM to 12:00 PM 11-13 years

22U BLAST43B 12:45 PM to 3:45 PM 11-13 years

In this class, students will melt rods of glass in a flame, forming colorful, unique beads from their drippings. To personalize their beads, students will use layering and decorating techniques, including silver and copper foils. Each creation is different. For safety, students must wear cotton clothing, long sleeves and pants and hair must be tied back.

### NEW! BLAST! CLAY EXPLORATIONS

Colleen Vanderhoef

Monday through Friday, Aug 15-19 \$385 (\$390 after Jun 7)

22U BLAST52A 9:00 AM to 12:00 PM 6-8 years

22U BLAST52B 1:00 PM to 4:00 PM 8-11 years

Students will engage in a hands-on exploration of air-dry clay by creating three-dimensional art forms and experimenting with various sculpting techniques. Choice projects include animal making, jewelry pendant and beadwork, plant pockets, and more. We will document our works of art in an art journal and brighten our masterpieces with water base color paints. Dress to mess!

### BLAST! MIXED MEDIA BOOKMAKING FOR KIDS

Donna Dolby

Monday through Friday, Aug 15-19 \$385 (\$390 after Jun 7)

22U BLAST49A 9:15 AM to 12:15 PM 7-10 years

22U BLAST49B 1:15 AM to 4:15 PM 8-11 years

Students will explore various mixed media techniques – including making their own paper from scratch, experimenting with basic printmaking skills (monoprinting, etc.), and experimenting with collage techniques – to create a custom-made book. Basic painting and drawing techniques will be applied to the pages to create a personal experience. Self-expression and experimentation are welcome and encouraged.

### NEW! BLAST! THINK OUTSIDE THE BOX!

Miranda Jang

Monday through Friday, Aug 15-19 \$385 (\$390 after Jun 7)

22U BLAST53A 9:15 AM to 12:15 PM 8-11 years

22U BLAST53B 1:15 AM to 4:15 PM 7-10 years

Come experience new techniques in artmaking and discover new artists! Students will create projects that include 3D modeling, texture rubbings, collages, and more. Using diverse, but simple materials such as paper, mod podge, shoeboxes, tin foils, and others, students will create different projects each day while also learning about various artists. Students will also be taught how to sew simple stitches to create food-themed stuffed toys.

Miranda Jang, Blast! faculty



## BLAST WEEK TWO (virtual)

### ONLINE! BLAST!

#### DRAWING & CARTOONING: COMIC CON

John Mungello

Monday through Friday, Aug 15-19 \$155 (\$160 after Jun 7)

22U VBLAST28 12:30 PM to 2:00 PM 9-13 years

Students in this class will learn basic drawing and storytelling skills that will help them create comic art. Learn to draw figures, tell stories, and create your own world on paper! The goal of the class is to give students a safe and fun environment to learn and express themselves through comic art.



# Young Artists Program

Our Young Artists program is designed to encourage creativity, with an emphasis on process rather than product. Children and teens can explore a variety of art forms online and in person this season. Most importantly, positive acceptance of each child's artistry builds confidence and enhances self-worth. **Please note:** in-studio classes are designed in accordance with NJ state covid guidelines. School protocols are accessed continually to ensure safety.

**SECURITY RULES REQUIRE THAT YOU COME INTO THE SCHOOL TO DROP OFF AND PICK UP YOUR CHILD FOR IN-STUDIO CLASSES.**

## DRAW & PAINT LANDSCAPES

Karen Elder

22U CHI204: Mondays, Jun 20-Aug 1, 3:45 PM to 5:15 PM

*No class on July 4*

6 sessions \$135 (\$140 after Jun 7)

Material fee \$25

7-8 years

Where have you been, and where would you like to go? Children in this class will draw and paint scenes from the city, country, ocean, sky, and outer space. We can create with pencils, markers, oil pastels, watercolors, and tempera paints. Inspiration may come from studying works by artists such as Vincent Van Gogh, Paul Cézanne, Georgia O'Keeffe, and Grant Wood.

## MANGA EXPRESSION

Paul Mores

22U CHI239: Mondays, Jun 20-Aug 1,  
3:45 PM to 5:15 PM

*No class on July 4*

6 sessions \$135 (\$140 after Jun 7)

Material fee \$25

9-11 years

Manga images and comics have a long history in Japanese art and are defined, highly-stylized character renderings and engaging storylines. In this class, students will learn the basics of making their own Manga characters with unique facial expressions & poses in the anime style. Students will work in a variety of media to create their own interpretations of Manga characters and incorporate those characters into sequential images to form their own comics.

## PLAYING IN MUD: KIDS' CLAY

Alisen Herman

22U CHI260: Mondays, Jun 20-Aug 1, 3:45 PM to 5:15 PM

*No class on July 4*

6 sessions \$140 (\$145 after Jun 7)

Material fee \$30

10-13 years

Children will learn the start to finish process of working with clay on the wheel and hand-building techniques. Building new skills each week, they will create various functional and decorative items using slabs and wheel thrown pots they have made. Creativity and fun is added when they learn to alter pots, make handles, feet, create textures and design surfaces for finishing touches.







## PHOTOGRAPHY FOR CHILDREN

Cynthia Soroka-Dunn

22U CHI264:

Mondays, Jun 20-Aug 1, 3:45 PM to 5:15 PM

*No class on July 4*

6 sessions \$135 (\$140 after Jun 7)

Material fee \$30

8-11 years

Are you interested in learning about the beautiful world around you? Taking photographs of nature and landscapes will inspire and excite you. Students will learn when the best times to take photographs are, how to frame a photograph, and how to work with natural light and composition. How to share photographs on social media with family and friends will also be covered. Every other week, we will be shooting photographs, which will be printed the following week and discussed in class. By the last day of class, everyone will have a beautiful 11x14 inch photograph that they can take home and frame. Learn something wonderful about the world around you. Please bring a digital camera to each class – a cell phone is also acceptable for those without an actual camera.

## AMAZING ANIMALS

Karen Elder

22U CHI203: Tuesdays, Jun 21-Jul 26, 3:45 PM to 5:15 PM

6 sessions \$135 (\$140 after Jun 7)

Material fee \$25

5-6 years

This drawing and painting course will focus on animals, both wild and domestic. Children will be introduced to David Hockney's wonderful pet portraits and George Rodrigue's ghostly 'Blue Dog' paintings. Students will enhance their drawing skills by learning to see animals as groups of connecting, simple shapes. They will learn how to manipulate various paints and mix their own colors.

## CAPTURING NATURE OUTDOORS

Kathy Eisler

22U CHI255: Tuesdays, Jun 21-Jul 26, 3:45 PM to 5:15 PM

6 sessions \$135 (\$140 after Jun 7)

Material fee: \$25

9-11 years

Join us outdoors for this class! We will be painting, drawing, and sketching the beautiful flowers and plants located around The Art School. Focus will be on detailed work as well as landscapes as we integrate found objects into our works of art. Pastels, watercolor, charcoal, and pencils will be used on various surfaces and papers.



## DRAWING SUPERHEROES AND SUPERVILLAINS

Paul Mores

22U CHI257: Tuesdays, Jun 21-Jul 26,

3:45 PM to 5:15 PM

6 sessions \$135 (\$140 after Jun 7)

Material fee \$25

10-13 years

Students will invent and design their own superheroes and villains using the "Marvel Way," a process developed by Stan Lee, the iconic inventor of Marvel Comics. We are going to draw using simple geometric forms to sketch our characters and then complete them with shading and coloring. Students will also explore the process of storyboarding and create a narrative in "comic book form." Additionally, students will put together a series of drawings of Marvel-like superheroes that incorporate a series of thumbnails, rough, and final designs to complete a mockup "poster like design." During the learning process, we will be viewing several clips from Marvel creators and appropriate snippets of Marvel movies to influence and guide students' designs.

## DRAWING ESSENTIALS

Paul Mores

22U CHI198A:

Wednesdays, Jun 22-Jul 27, 3:45 PM to 5:15 PM 9-11 years


22U CHI198B:

Thursdays, Jun 23-Jul 28, 3:45 PM to 5:15 PM 10-13 years

6 sessions \$135 (\$140 after Jun 7)

Material fee \$25

How much can an artist get out of a pencil? This course is for young artists who love to draw. The basic skills of line drawing, form, shading, perspective and composition will be taught. We will be working with these elements towards finished pencil pieces. General instruction will be given to the class and then individual attention will address each student's specific needs.



## WE ARE AMERICAN ARTISTS!

Karen Elder

22U CHI227: Wednesdays, Jun 22-Jul 27, 3:45 PM to 5:15 PM

6 sessions \$135 (\$140 after Jun 7)

Material fee: \$25

7-8 years

This course explores the styles and techniques of some of our country's greatest artists, from colonial times to the present day. Students will learn about composition, color, and form while working in two- and three-dimensions using a variety of materials. Students will be learning a little about each artist's life and how the time and place influenced their art. Projects will be inspired by wonderful artists such as Edward Hicks, Charles Demuth, Louise Nevelson, Robert Indiana, Alexander Calder, Andy Warhol, and Georgia O'Keeffe.

## FUNKY MUGS

Megan Carli

22U CHI237: Wednesdays, Jun 22-Jul 27, 3:45 PM to 5:15 PM

6 sessions \$140 (\$145 after Jun 7)

Material fee \$30

10-13 years

Let's get FUNKY! This class will teach the fundamental skills needed to throw your own functional cups, bowls, and more. This class will take both new and experienced students on messy adventures and help them develop a deep love for ceramics and the arts, while bringing their own funky designs to reality!

## PAINTERLY IMPRESSIONS

Susan Shaw-Deniz

22U CHI246: Wednesdays, Jun 22-Jul 27, 3:45 PM to 5:15 PM

6 sessions \$135 (\$140 after Jun 7)

Material fee \$25

8-11 years

In this class, students will learn about artists prominent during the Impressionist period in France, including Monet, Renoir, and Cézanne. Learn the techniques they used in their paintings, such as broken color, bold brush work, and a bright and bold color palette. Students will create vibrant and energetic drawings and paintings, capturing the impressionistic vision and making it their own!

## CLAY: HANDBUILDING

Kathy Eisler


22U CHI015: Thursdays, Jun 23-Jul 28, 3:45 PM to 5:15 PM

6 sessions \$140 (\$145 after Jun 7)

Material fee \$30

7-9 years

Children complete projects as they develop basic clay handbuilding skills. We use coils and slabs to create fantasy animals, personalized masks and more as we explore the limitless potential of clay. Both functional and sculptural projects are explored. Experimentation is encouraged.



to inspire and give hope for a better future. Excelsior! *Materials viewable when registering online.*

## FICTIONAL FLORA AND FANTASTICAL FAUNA

Alex Austin

22U CHI256: Thursdays, Jun 23-Jul 28, 3:45 PM to 5:15 PM

6 sessions \$135 (\$140 after Jun 7)

Material fee \$25

5-6 years

In a dream, you land on a planet with creatures familiar and strange. Mustachioed gumdrops with long, skinny legs impatiently argue with talking snapdragons. Everything you see is your own invention. Through drawing and collage, we'll build a catalog of invented creatures. We'll examine images from manuscripts of real and imagined organisms. We'll look at color, texture, and line in the work of artists like Yayoi Kusama, Julie Mehretu, and Alma Thomas. Students will experiment with image-making processes to create a collection of curiosities, representative worlds entirely their own.

## DRAWING AND PAINTING I

Alex Austin

22U CHI259: Saturdays, Jun 18-Jul 30, 12:30 PM to 2:00 PM

*No class on Jul 2*

6 sessions \$135 (\$140 after Jun 7)

Material fee \$25

10-13 years

Covering a variety of mark-making techniques, we will examine the many ways artists make work in the media of drawing and painting. This course will provide students with experience using a variety of drawing and painting materials and techniques, such as graphite, oil pastel, acrylic paint, drawing from observation, abstraction, self-portraits, and more. We will look at the work of artists such as Amy Sherald, William Kentridge, and Ellen Gallagher to investigate how artists express themselves through drawing and painting, as we begin to develop our own individual artistic voices.



## Teens - IN STUDIO & VIRTUAL

### DRAWING & PAINTING STUDIO

Donna Dolby

22U TEE084: Tuesdays,  
Jun 28-Jul 26, 12:30 PM to 2:30 PM  
5 sessions \$116 (\$121 after Jun 7)  
Material fee \$25  
12-15 years

Whether you want to build your portfolio for high school or college, strengthen your basic drawing skills, or just have fun making art, this class is for you! We will experiment with various media such as charcoal, oil and chalk pastel, ink, acrylic paint, and watercolor. This course is a great starting point for beginners as well as a valuable resource for those looking to study art in the future.

### NEW! COLLEGE PREP DRAWING

Alex Austin

22U TEE097: Thursdays, Jun 30-Jul 28, 12:30 PM to 3:00 PM  
5 sessions \$145 (\$150 after Jun 7)  
Material fee \$25  
13-17 years

Whether you are refining your college portfolio or just beginning to consider the idea of art school, this class will help you refine your original voice in the medium of drawing. Through a series of projects involving drawing from life, photos, and experimenting with synesthetic mark making, students will improve technique and composition. Later in the course, a portfolio review day will provide space for students to bring their outside work into class, if desired, for advice on avenues to pursue moving forward. Students will build their working vocabulary of contemporary artists, continually receive individualized feedback on their work, and connect with peers.

### GLASS BEADS

Stephanie Maddalena

22U TEE085: Thursdays, Jun 23-Jul 28, 3:45 PM to 5:30 PM  
6 sessions \$140 (\$145 after Jun 7)  
Material fee \$35  
12-15 years

In this class, students will learn to make beads using glass rods and ancient Venetian techniques. Each week, a new style of beads will be demonstrated. We will have a brief discussion on assembling the beads into wearable pieces. *Please Note: Students should come to class wearing old clothes and have long hair tied back.*



### NEW! WORKING WITH MUD

Alisen Herman

22U TEE098: Saturdays, Jun 18-Jul 30, 9:45 AM to 12:15 PM  
No class on Jul 2  
5 sessions \$145 (\$150 after Jun 7)  
Material fee \$40  
12-15 years

Teens will learn the start to finish process of working with clay on the wheel and hand-building techniques. Building new skills each week, they will create various functional and decorative items using slabs and wheel thrown pots they have made. Creativity and fun is added when they learn to alter pots, make handles and feet, create textures, and design surfaces for finishing touches.

## Families

### ART COLLABORATIVE: FOR PARENTS & CHILDREN

Alex Austin

22U FAM028: Saturdays, Jun 18-Jul 30, 10:00 AM to 11:30 AM  
No class on Jul 2  
6 sessions \$115 (\$120 after Mar 17)  
Price is per person Membership not required – No senior discount  
Material fee included in tuition  
4 years & up

This family-focused class will provide the space for children and parents alike to explore new approaches to making art. Through a variety of 2D and 3D media, parents and children will investigate the creative possibilities that arise through collaborative artmaking. Playing with drawing and sculpture, we will transform sounds, feelings, and thoughts into visual art. Media will include oil pastels, collage, self-hardening clay, and more. Students will be empowered to make artwork that welcomes experimentation and spontaneity.



# Faculty

Find our complete  
faculty biographies online, visit  
[www.tasoc.org](http://www.tasoc.org)  
click on 'Faculty' under 'About'

## Bill Angresano

BS, Cook College Rutgers Univ.  
Studied with Richard Botto,  
Louis De Donato, and Cesare Borgia.

## Alex Austin

MAT, Tufts Univ.; BFA, School of  
the Museum of Fine Arts, Boston.  
Online: [AlexandraAustin.weebly.com](http://AlexandraAustin.weebly.com)

## Brian Bailey

BFA, University of the Arts; studied  
at NY Academy of Art, Art Students  
League. Gallery in Washington D.C.  
Online: [brianbaileyartist.com](http://brianbaileyartist.com).

## Jill Cliffer Baratta

MFA, New York Univ.; BPh, Grand  
Valley State Univ. Studied: Art Inst.  
of Chicago, School of Visual Arts,  
College of New Rochelle,  
Denise Collins, Dorothy Cochran.  
Online: [jcbarattasart.com](http://jcbarattasart.com).

## Ruth Borgenicht

MFA, Montclair Univ; BA,  
Rutgers Univ.  
Online: [ruthborgenicht.com](http://ruthborgenicht.com).

## Megan Carli

BFA, Academy of Art Univ.,  
focus on Ceramic Sculpture.

## Jane Chang

MBA, Long Island Univ. Studied  
with Madame Aixinjueluo Hinyi,  
descendant of the imperial Qing  
Dynasty, China.

## Ellen Cohen

BS, University of Maryland.  
Online: [ellencohendesign.com](http://ellencohendesign.com).

## Pooja Dhawan

Parson's School of Design.  
Wilton Cake Decorating certificate.  
Online: [madewithsugarandlove.tumblr.com](http://madewithsugarandlove.tumblr.com).



Alex Austin

## Donna Dolby

MFA, Canterbury Christ Church  
Univ., England; BA, Montclair State  
Univ. Add'l studies: NJ City Univ.  
Online: [donnamarieart.com](http://donnamarieart.com).

## Kathryn Eddy

MFA, Vermont College  
of Fine Arts.  
Online: [kathryneddy.com](http://kathryneddy.com)

## Kathy Eisler

BA, Rutgers Univ.  
Studied: School of Visual  
Arts; TASOC.  
Online: [kathyeislerart.com](http://kathyeislerart.com).

## Karen Elder

BS, Iowa State Univ. Also  
studied: Ramapo & Bergen  
Community colleges, TASOC,  
Art Center of Northern NJ.

## Eileen Ferara

MFA, School of Visual  
Arts; BFA, Rhode Island  
School of Design.  
Online: [eileenferara.com](http://eileenferara.com)

## Harriet Finck

MArch, Harvard Univ.;  
BA, Barnard College.  
Online: [harrietfinck.com](http://harrietfinck.com).

## Hank Gans

Mentee of Ernst Haas.  
Online: [hankgans.com](http://hankgans.com); [art.com](http://art.com); [all-posters.com](http://all-posters.com).

## Maud Guilfoyle

BFA, Syracuse Univ. Studied:  
Art Students League, NY Studio  
School, Spring Studio, New School.  
Online: [maudguilfoyle.com](http://maudguilfoyle.com).

## Alisen Herman

BFA, Rhode Island School of Design.  
Studied: Instituto Allende; Peter's  
Valley School of Craft, Sugar Maples  
Center for Creative Arts, TASOC.  
Online: [facebook.com/alisenherman](http://facebook.com/alisenherman).

## Christine (Yuhuei) Hsiao

MA, NY Inst. of Technology.  
Online: [woollypets.com](http://woollypets.com).

## Miranda Jang

MAT, School of Visual Arts; BFA,  
School of Visual Arts. NYS Initial  
teaching certificate. NJ Certified  
educator. Online: [mirandajang.com](http://mirandajang.com)



Jane Chang

## Naho Kambayashi

BA, Sophia Univ. Tokyo Japan.  
Online: [facebook.com/mudandgems](http://facebook.com/mudandgems).

## Sandra Kehoe

BS, NJ Institute of Technology.  
Studied at John C. Campbell  
Folk School. Online:  
[sandra-kehoe.squarespace.com](http://sandra-kehoe.squarespace.com).

**Zola Kendi**

MAT, Lehman College; MA,  
Univ. of Sheffield, UK  
Online: [zolakendi.com](http://zolakendi.com)

**Donna Conklin King**

MFA, Mason Gross School  
of Art; BS, Skidmore College  
Online: [donnaconklin.com](http://donnaconklin.com)

**Irina Lakshin**

MFA, New York Academy  
of Art. Also studied: TASOC,  
Sergei Isupov masterclass.  
Online: [irinalakshin.com](http://irinalakshin.com)

**Susie Levy**

MFA, School of Visual Arts;  
BFA, Cornell Univ.

**Tenn Lu**

Award-winning art student  
prior to teaching.

**Stephanie Maddalena**

BA, St. Thomas Aquinas College.

**Paul Mores**

MBA, William Paterson Univ.; BFA,  
Ramapo College. Graduate Studies in  
Art Therapy at  
College of New Rochelle.

**John Mungiello**

MA, Montclair State Univ.; BFA,  
School of Visual Arts. Online:  
[instagram.com/jmungiello](https://www.instagram.com/jmungiello) &  
[johnmungiello.bigcartel.com](http://johnmungiello.bigcartel.com).

**Celia Nobleman**

MA, NJ City Univ. Also studied:  
Ramapo College.

**Nick Park**

University of the Arts. Studied at The  
Clay Studio and Rosewood Pottery  
Studio. Teaches at Mud Matters and  
Cornerstone Pottery Studio in NYC.

**Shuli Pilo**

MA, College of New Rochelle.  
RYT: Registered Yoga Teacher.  
Online: [teapothology.com](http://teapothology.com).

**Tom Pollock**

BFA, Pratt Inst.



Joy Lynn Yucht

**Amy Dudash Robinson**

BFA, College for Creative Studies.  
Online: [amydudashrobinson.com](http://amydudashrobinson.com).

**Marilyn Rose**

BFA, Washington Univ.  
Online: [marilynroseart.com](http://marilynroseart.com).

**Eileen Sackman**

MFA, SUNY New Paltz. MA, Adelphi  
University. BA, Hunter College.  
Online: [eileensackmanceramics.com](http://eileensackmanceramics.com).

**Ursula Schneider**

MFA, San Francisco Art Inst.  
Online: [ursulaschneider.com](http://ursulaschneider.com).

**Susan Shaw-Deniz**

MA, Hofstra Univ.; BFA, SUNY  
Purchase. ATR-BC, Registered and  
Board-Certified Art Therapist.

**Susan Kasson Sloan**

Studied: CUNY, Parsons,  
Art Students League.  
Online: [susankassonsloan.com](http://susankassonsloan.com).

**Karen Snyder-Kadish**

Studied: California College of Arts  
& Crafts, Parsons, TASOC.

**Cynthia Soroka-Dunn**

BA, SUNY New Paltz. AS,  
Bergen Community College.  
Online: [darkbir9.wixsite.com/cynthiasorokadunn](http://darkbir9.wixsite.com/cynthiasorokadunn)

**George Taylor**

MFA, Mason Gross School of the  
Arts. Studied with Mel Edwards,  
Robert Cooke, Toshiko Takahiro,  
Ann Tsubota, John Dix, and others.  
Online: [georgetaylor.studio](http://georgetaylor.studio)/  
[georgetaylorstudio](http://georgetaylorstudio).

**Margery Theroux**

MFA, Vermont College of Fine  
Arts; BA, New York Univ. Also  
studied: Montserrat College of  
Art, NY Studio School, privately  
with Sam Feinstein.  
Online: [margerytheroux.com](http://margerytheroux.com).

**Elizabeth Tokoly**

MFA, Cranbrook Academy of  
Art, Univ. of the Arts.  
Online: [eatmetal.org](http://eatmetal.org).

**Vesselina Traptcheva**

MFA, Parsons; BFA, Savannah College  
of Art & Design. Also studied:  
Skowhegan School of Painting  
& Sculpture, Nat'l Academy of Art  
Sofia, Bulgarian Nat'l HS for Fine Arts.  
Online: [vesselinatraptcheva.com](http://vesselinatraptcheva.com).

**Ray Turkin**

BEE, City College of NY.

**Colleen Vanderhoef**

MA, New York Univ.; Interned at  
the Metropolitan Museum of Art,  
Ed. Dept. Certified NYS Art Educator.  
Online: [colleenvanderhoef.wixsite.com/colleenvanderhoefart](http://colleenvanderhoef.wixsite.com/colleenvanderhoefart).

**Kelly Wenz**

BA, Drew Univ.

**Amanda Wilson**

BFA, School of Visual Arts; MA,  
Manhattanville College.  
Online: [amandawilsonart.weebly.com](http://amandawilsonart.weebly.com)

**Joy Lynn Yucht**

BA, Messiah College.

# WEEKLY CLASS SCHEDULE\* -

	MONDAY	TUESDAY	WEDNESDAY	THURSDAY
MORNING	CER305/Snyder-Kadish <b>Getting Muddy</b> p.7 JEL073A/Sloan <b>Metals, Etc.</b> p.16 MSC134/Dhawan <b>Polymer Clay Flowers</b> p.8 PAI155/Bailey <b>Intro to Soft Pastel</b> p.11	CER325/Snyder-Kadish <b>It's All in the Details</b> p.8 FAB059/Levy <b>Modern Embroidery</b> p.15 JEL087/Tokoly <b>Jewelry: Basic Bling</b> p.16 PAI066/Pollock <b>Paint: Personal Approach</b> p.11	CER Studio/monitor <b>Ceramic Studio Time</b> p.7 JEL094A/Cohen <b>Jewelry Concept/Complete</b> p.16 PAI150/Theroux <b>From Reality to Abstract</b> p.12 PHO069/Gans <b>Digital Photo Elements</b> p.14 WAT099/Rose <b>Watercolor: Plein Air</b> p.13	CER360/Yucht <b>Wheel/Alter/Stamp</b> p.9 CUL133A/Pilo <b>Yoga</b> p.6 JEL090B/Kambayashi <b>Creative Metal</b> p.16 PRI083/Baratta <b>Print: Repeat/Varied Image</b> p.14
	<b>ADULT</b> CER322/Eisler <b>Ceramic Sculpture</b> p.8 JEL073B/Sloan <b>Metals, Etc.</b> p.16 PHO068/Soroka-Dunn <b>Landscape/Nature Photo</b> p.14 VDRA109/Guilfoyle <b>Beginner Drawing</b> p.10 VPAP057/Finck <b>World of Collage</b> p.15	<b>ADULT</b> CER361/Borgenicht <b>Totemic Structures</b> p.8 JEL088/Tokoly <b>Jewelry Techniques</b> p.17 TEE084/Dolby <b>Drawing/Painting Studio</b> p.23 WAT047/Pollock <b>Expressive Watercolor</b> p.13	<b>ADULT</b> CER354/Carli <b>Installation at TASOC</b> p.8 DRA099/Theroux <b>Drawing: Beyond Basics</b> p.11 FAB060/Levy <b>Learn to Knit</b> p.15 JEL094B/ Cohen <b>Jewelry Concept/Complete</b> p.16 WAT092/Rose <b>Joy of Watercolor</b> p.13	<b>ADULT</b> CER351/Taylor <b>Inner Consciousness</b> p.9 JEL090C/Kambayashi <b>Creative Metal</b> p.16 SCU115A/Lakshin <b>Figure Sculpture</b> p.9 TEE097/Austin <b>College Prep Draw (13-17)</b> p.23
	<b>CHILD</b> CHI204/Elder <b>Draw/Paint Lndscps (7-8)</b> p.20 CHI239/Mores <b>Manga Expression (9-11)</b> p.20 CHI260/Herman <b>Kids' Clay (10-13)</b> p.20 CHI264/Soroka-Dunn <b>Photo for Children (8-11)</b> p.21	<b>CHILD</b> CHI203/Elder <b>Amazing Animals (5-6)</b> p.21 CHI255/Eisler <b>Nature Outdoors (9-11)</b> p.21 CHI257/Mores <b>Heroes/Villains (10-13)</b> p.21	<b>CHILD</b> CHI198A/Mores <b>Drawing Essentials (9-11)</b> p.21 CHI227/Elder <b>American Artists! (7-8)</b> p.22 CHI237/Carli <b>Funky Mugs (10-13)</b> p.22 CHI246/Shaw-Deniz <b>Painterly Impressions (8-11)</b> p.22	<b>CHILD</b> CHI015/Eisler <b>Clay: Handbuilding (7-9)</b> p.22 CHI198B/Mores <b>Drawing Essentials (10-13)</b> p.21 CHI256/Austin <b>Flora and Fauna (5-6)</b> p.22 TEE085/Maddalena <b>Glass Beads (12-15)</b> p.23 VCHI199/Mungiello <b>Comic/Change (10-13)</b> p.22
	DRA095/Theroux <b>Drawing Basics</b> p.10 CER349A/Herman <b>Behind the Potter's Wheel</b> p.8 JEL090A/Kambayashi <b>Creative Metal</b> p.16 WAT108A/Chang <b>East Meets West</b> p.13 VMIX013/Eddy <b>Art into Action</b> p.15	DRA103/Bailey <b>Figure Drawing</b> p.10 CER355A/Sackman <b>Advanced Potter's Wheel</b> p.7 JEL Studio/Monitor <b>Jewelry Studio Time</b> p.17 PHO046/Gans <b>Fine Art Digital Printing</b> p.14	BAS038/Kehoe <b>Basketry</b> p.15 CER321/Kambayashi <b>Wearable Clay Jewelry</b> p.9 DRA105/Theroux <b>Draw: Step Beyond Basics</b> p.11 PAI137/Robinson <b>Portraits &amp; More</b> p.12	CUL133B/Pilo <b>Yoga</b> p.6 CER353/Monitor <b>Creative Block</b> p.9 GLA005A/Maddalena <b>Glowing Glass</b> p.17 PAI133/Wilson <b>Anyone Can Paint</b> p.12 SCU115B/Lakshin <b>Figure Sculpture</b> p.9
AFTERNOON				
EVENING				

\* Please refer to course description for exact start time.



# SUMMER 2022

## FRIDAY

## SATURDAY

CER349B/Herman  
**Behind the Potter's Wheel** p.8  
GLA005B/Maddalena  
**Glowing Glass** p.17  
PAI161/Traptcheva  
**Independent Studio** p.12  
VPHO070/Turkin  
**Digital Photo: The Next Step** p.14

DRA026/monitor  
**Open Studio Life Drawing** p.10  
WAT108B/Chang  
**East Meets West** p.13  
TEE098/Herman  
**Working with Mud (12-15)** p.23  
FAM028/Austin  
**Family: Collaborative (4+)** p.23

## ADULT

CER317/Carli  
**Mold Making/ Slip Casting** p.9  
DRA104/Traptcheva  
**Artists' Notebook** p.11  
GLA005C/Maddalena  
**Glowing Glass** p.17  
WAT101/Lu  
**Watercolor Techniques** p.13

CER Studio/Monitor  
**Ceramic Studio Time** p.7  
CHI259/Austin  
**Drawing/Painting (10-13)** p.22  
PAI149/Theroux  
**Painting: Start to Finish** p.12

## SUNDAY

CER356/Sackman  
**Where It All Begins** p.7  
CER355B/Sackman  
**Advanced Potter's Wheel** p.7

CER Studio/Monitor  
**Ceramic Studio Time** p.7



In Loving Memory

# Soterios Visvikis

1931-2022

The Art School at Old Church grieves the loss of beloved friend and student, Sam Visvikis. Deeply woven into the fabric of our community, Sam's familiar presence in our ceramic and drawing studios will long be remembered with care and gratitude.

# The Art School at Old Church

## policies & membership information

### POLICIES:

**Registration:** We accept registration online or by mail once registration begins, and also by phone one week later. Adult classes are open to students at least 15 years old.

All students are highly encouraged to register as early as possible to ensure a spot in the class(es) of their choice at the lowest cost.

**Membership fee:** The non-refundable membership fee is due each year and is valid through December 31. This annual fee, which helps sustain the school, is required to participate in our weekly classes, but is not required for workshops, virtual classes, cultural arts offerings, gallery visits, or special events. The membership fee is not prorated. Membership fees are:

**Family** - \$50

**Adult** - \$40 (includes teens enrolled in adult classes)

**Young Artist** - \$20

**Payment of fees:** Fees are paid in full at the time of registration. Fees are not prorated. Payment scheduling is available; call for information. Please consider helping us keep costs down by paying with a personal check, made payable to The Art School at Old Church.

**Returned check fee:** A \$15 fee is charged for all returned checks.

**Transfer fee:** There is a \$10 fee for transfer between classes.

**Material lists and fees:** Material lists are available online at [tasoc.org](http://tasoc.org) and can be found under "School". Material fees for classes are listed in the catalog above the course descriptions. For some classes no monetary amount is indicated, as materials can be purchased during class.

**Clay information and firing charges:** Clay and clay tools, as well as sculpture boards and tools, are available for purchase at the desk. Only Art School clay will be fired. Discounted bulk firing charge cards are available at the front desk. **See chart on page 7 for all clay and firing fees.**

**Parking:** Parking is available in our lot and on Orchard St. during the day and evening. If parking offsite, feel free to drop off your art materials at the back gate first. There is no Sunday parking in our lot.

**Senior citizen discount:** A 10% tuition discount is offered upon registration to all students at least 65 years old.

### Refunds and credits:

- Students who wish to withdraw from a class or workshop must do so in writing (by mail, email, or in person).
- If written notice is received at least one week prior to the start of the class or workshop, full tuition and material fee charges (minus a \$10 processing fee per course) will be refunded or credited to your school account.
- If written notice is received less than one week before the start of the class or workshop, or after it has begun, no refund or credit will be issued. Exceptions require approval from the Executive Director, and requests are to be made in writing accompanied by a doctor's note. If the exception is approved, full or partial tuition and material fees (minus a \$25 processing fee per course) will be refunded or credited to your school account.
- If a class or workshop is canceled by the school and we are unable to reschedule the course, all monies will be refunded, including membership (if it was required).
- There are no refunds for membership except as specified above.
- There are no refunds for classes in the event of teacher substitution.

**Conduct:** The Art School reserves the right to refuse admission or to expel any disruptive student. Cell phone usage is not permitted in studios. Cell phones should be set on silent or vibrate in the studios. **Please note: Children may not accompany adults to classes or studio time.**

**Absences:** Student absences are non-refundable. The school is not responsible for make-up classes, although we will provide assistance when possible. Make-up classes may only occur during the same semester with the same instructor.

**Inclement weather:** Decisions will be made by 7:30 AM regarding morning classes, and no later than 90 minutes before afternoon and evening classes. Please call the school at 201-767-7160 to hear a detailed message. You can also check our Twitter feed, our Instagram feed, or our Facebook page for updates.



Heidi Bacaz, Nancy Reilly, & Amy Dudash Robinson

Most catalog photos by TASOC staff.





# REGISTRATION FORM

## MEMBERSHIP INFORMATION:

Membership year runs Jan 1 to Dec 31. Weekly courses require annual membership (exceptions are noted in course descriptions). Membership must accompany registration and is non-refundable.

**MATERIAL LISTS ARE ONLINE AT TASOC.ORG**

- ☐ WINTER  
☐ SPRING  
☐ SUMMER  
☐ FALL

DATE \_\_\_\_\_ BIRTH-DATE \_\_\_\_\_ / \_\_\_\_\_ / \_\_\_\_\_  
MO DAY YEAR ☐ YOUTH (under 18)  
☐ SENIOR (65+)

\_\_\_\_\_  
FIRST NAME LAST NAME

\_\_\_\_\_  
ADDRESS

\_\_\_\_\_  
CITY STATE ZIP

( ) ( )  
HOME PHONE CELL / BUSINESS PHONE

\_\_\_\_\_  
E-MAIL ADDRESS

☐ MASTER CARD ☐ VISA ☐ DISCOVER

\_\_\_\_\_  
CREDIT CARD NUMBER

\_\_\_\_\_  
EXPIRATION DATE

\_\_\_\_\_  
NAME ON CARD

\_\_\_\_\_  
BILLING ADDRESS

\_\_\_\_\_  
PARENT NAME (FOR CHILD & TEEN CLASSES)

Tuition Subtotal \_\_\_\_\_

Senior Citizen Discount 10% \_\_\_\_\_

2022 Membership \_\_\_\_\_

Material Fees \_\_\_\_\_

Donation \_\_\_\_\_

TOTAL PAYMENT \_\_\_\_\_

## COURSE CHOICES

1st COURSE CODE/1st choice (circle one)

DAY AND TIME

COURSE NAME

TUITION

2nd COURSE CODE/2nd choice (circle one)

DAY AND TIME

COURSE NAME

TUITION

3rd COURSE CODE/3rd choice (circle one)

DAY AND TIME

COURSE NAME

TUITION

Submission of registration form denotes acceptance of all policies (pg.28). The Art School at Old Church appreciates the use of photos taken by staff, faculty and members to illustrate our catalogs. Please notify us in writing if you do not wish to have your photograph published.

**PLEASE CONSIDER HELPING US KEEP COSTS DOWN BY PAYING WITH YOUR PERSONAL CHECK PAYABLE TO: THE ART SCHOOL AT OLD CHURCH**

MAIL TO: THE ART SCHOOL AT OLD CHURCH, 561 PIERMONT ROAD, DEMAREST, NJ 07627 • PHONE: 201-767-7160

**For Office Use**

register  
**R**

wait list  
**W**

count in  
**C**

\_\_\_\_\_  
receipt #  
\_\_\_\_\_  
receipt #  
\_\_\_\_\_  
receipt #

CA/CK/CC/CR

CA/CK/CC/CR

CA/CK/CC/CR

\$

\$

\$

month / day / year

month / day / year

month / day / year

check #

check #

check #

due cr  
balance  
due cr  
balance  
due cr  
balance



561 PIERMONT ROAD • DEMAREST, NEW JERSEY 07627  
a nonprofit art school & gallery

NON-PROFIT ORG.  
US POSTAGE  
**PAID**  
S. Hackensack, NJ  
Permit No. 79

**BLAST OF  
ART!  
for KIDS**

**CALL: 201.767.7160**

**VISIT OUR WEBSITE: [tasoc.org](http://tasoc.org)**

Our catalog is available in large type upon request.

The Art School at Old Church does not discriminate on the basis of race, color, national/ethnic origin, disability, gender identity or sexual orientation in the administration of its educational policies, admissions policies, scholarships or employment practices.



## **BLAST OF ART! for KIDS**

Learn about our 2-week  
Summer Art Immersion for kids!  
See pages 18–19



Art from our Hearts is made  
possible in part by funds from  
Windgate Foundation

Summer 2022

